



LABOR MARKET INFORMATION

(2018, Non-seasonally-adjusted)

Website: labor.alabama.gov/lmi

LABOR FORCE DATA

Year-over Annual Job Growth	1.2% Alabama	1.7% National
Annual Average Unemployment Rate	3.9% Alabama	3.9% National
Annual Average Labor Force	2,198,837	
Annual Labor Force Participation Rate	57.4% Alabama	62.9% National
Year-over Average Wage Growth	3.1% Alabama	3.3% National

EDUCATION LEVELS*

(Age 25 and older)

Less than high school: **14.7% Alabama** | **12.0% National**



High school: **30.9% Alabama** | **27.1% National**



Some college/Associate degree: **29.9% Alabama** | **28.9% National**



Bachelor's degree +: **24.5% Alabama** | **32.0% National**



*American Community Survey (ACS) educational attainment data

KEY INDUSTRIES

(Top 3 industries for average annual job growth at the super sector level)



4.3%
Construction



2.0%
Professional and Business Services

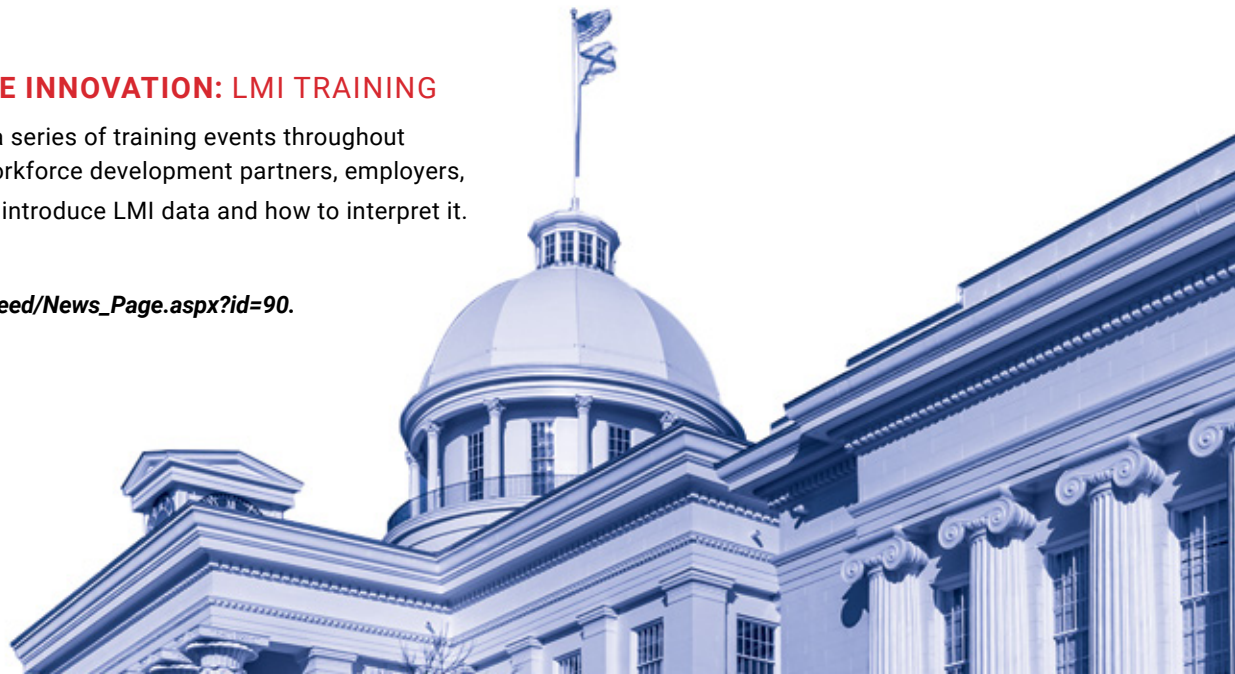


2.0%
Mining and Logging

STATE WORKFORCE INNOVATION: LMI TRAINING

The LMI Division began a series of training events throughout the state, focusing on workforce development partners, employers, and two year colleges to introduce LMI data and how to interpret it.

To learn more, visit labor.alabama.gov/news_feed/News_Page.aspx?id=90.



STATE PROFILE

ALABAMA DEPARTMENT OF LABOR

Programs within Agency

- Federal Bonding Program
- Foreign Labor Certification (H-2A and H-2B)
- Labor Market Information
- Reemployment Services and Eligibility Assessments (RESEA)
- Trade Adjustment Assistance
- Unemployment Insurance (UI)
- Veterans Employment and Training Services
- Wagner-Peyser (WP)
- Work Opportunity Tax Credit
- Workers' Compensation
- Workforce Innovation and Opportunity Act (WIOA)
 - Adult (A)
 - Dislocated Worker (DW)
 - Youth (Y)

WIOA Core Programs: Administering Agencies

- **Alabama Department of Commerce, Workforce Development Division (WDD)** – Administers WIOA (A, DW, Y) programs
- **Alabama Department of Postsecondary Education** – Administers Adult Education (AE) and Family Literacy programs
- **Alabama Department of Labor, Employment Services Division** – Administers WP programs
- **Alabama Department of Vocational Rehabilitation** – Administers Vocational Rehabilitation (VR) programs

Approval of Apprenticeships

- State run

Local Regions Governance

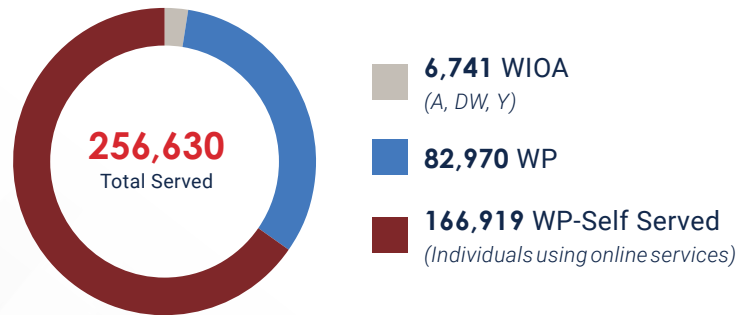
- Local entity oversees workforce personnel and training

NUMBER OF AMERICAN JOB CENTERS

(One-stop centers)

34 Comprehensive Centers | **16** Affiliate Centers

TOTAL INDIVIDUALS SERVED BY ALABAMA'S WORKFORCE SERVICES*



*See participant definitions under "Programs within Agency"

UNEMPLOYMENT DATA*

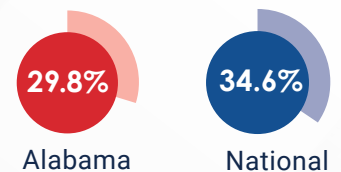
Duration Rate

The average number of weeks people receive unemployment insurance.

13.1 weeks Alabama | **15.0 weeks** National

Exhaustion Rate

The percentage of individuals receiving unemployment benefits who use all the eligible weeks without finding new employment.



*U.S. Department of Labor unemployment insurance national data

STATE WORKFORCE INNOVATION: ADVANCED MANUFACTURING TECHNICIAN APPRENTICESHIP PROGRAM (AMTAP)

ADOL worked with a major employer to develop the AMTAP to enroll jobseekers into specific training to obtain recognized certifications while working with the employer for wages, with the end goal of a full-time job offer with benefits and higher salary.

To learn more, visit labor.alabama.gov/news_feed/News_Page.aspx?id=93.

STATE WORKFORCE INNOVATION: PRISONER RE-ENTRY INITIATIVE

Career Centers in West Alabama are partnering with an employer to put recently incarcerated individuals to work by using OJT reimbursements to fund housing, transportation, and other costs when they leave prison.

To learn more, visit westalabamaworks.com/prisoner-re-entry-imitative/.