



LABOR MARKET INFORMATION

(2018, Non-seasonally-adjusted)

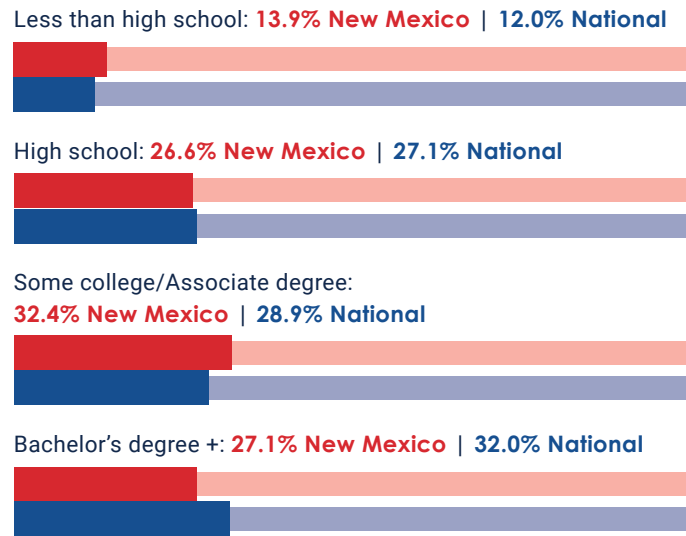
Website: dws.state.nm.us/LMI

LABOR FORCE DATA

Year-over Annual Job Growth	1.3% New Mexico	1.7% National
Annual Average Unemployment Rate	4.9% New Mexico	3.9% National
Annual Average Labor Force	940,359	
Annual Labor Force Participation Rate	57.6% New Mexico	62.9% National
Year-over Average Wage Growth	3.7% New Mexico	3.3% National

EDUCATION LEVELS*

(Age 25 and older)



*American Community Survey (ACS) educational attainment data

KEY INDUSTRIES

(Top 3 industries for average annual job growth at the super sector level)



2.8%
Accommodation and Food Service



0.5%
Health Care and Social Assistance



0.1%
Retail Trade

STATE WORKFORCE INNOVATION: CAREER SOLUTIONS

Career Solutions provides career exploration where users interact with labor market information to identify pathways to employment unique to their state and interest areas. Users save their activities and research for improved career counseling.

To learn more, visit nmcareersolutions.com.



STATE PROFILE

NEW MEXICO DEPARTMENT OF WORKFORCE SOLUTIONS

Programs within Agency

- Labor Market Information
- Trade Adjustment Assistance
- Unemployment Insurance (UI)
- Veterans Employment and Training Services
- Wage and Hour
- Wagner-Peyser (WP)
- Workforce Innovation and Opportunity Act (WIOA)
 - Adult (A)
 - Dislocated Worker (DW)
 - Youth (Y)

WIOA Core Programs: Administering Agencies

- **New Mexico Workforce Connection Centers and Local Workforce Development Boards** – Administer WIOA (A, DW, Y) programs
- **New Mexico Higher Education Department** – Administers Adult Education (AE) programs
- **New Mexico Department of Workforce Solutions and New Mexico Workforce Connection Centers** – Administer WP programs
- **New Mexico Division of Vocational Rehabilitation and New Mexico Commission for the Blind** – Administer Vocational Rehabilitation (VR) programs

Approval of Apprenticeships

- State run

Local Regions Governance

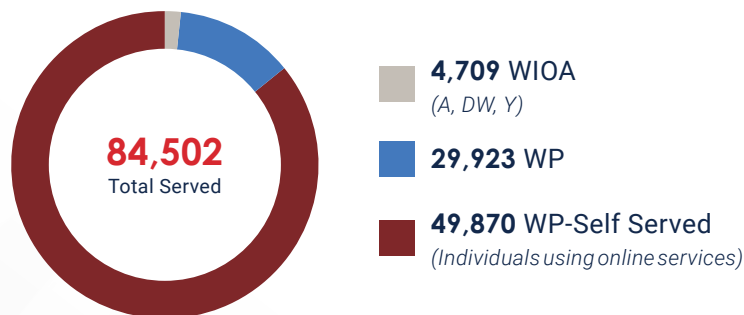
- Local entity oversees workforce personnel and training

NUMBER OF AMERICAN JOB CENTERS

(One-stop centers)

4 Comprehensive Centers | **0** Affiliate Centers

TOTAL INDIVIDUALS SERVED BY NEW MEXICO'S WORKFORCE SERVICES*



*See participant definitions under "Programs within Agency"

UNEMPLOYMENT DATA*

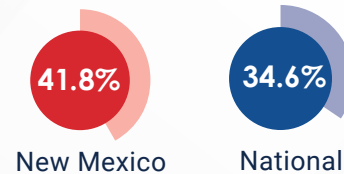
Duration Rate

The average number of weeks people receive unemployment insurance.

18.1 weeks | **15.0 weeks**
New Mexico | National

Exhaustion Rate

The percentage of individuals receiving unemployment benefits who use all the eligible weeks without finding new employment.



*U.S. Department of Labor unemployment insurance national data

STATE WORKFORCE INNOVATION: MY WORKFORCE CONNECTION

Users can access all workforce services including unemployment claims using a single account. Users are provided a personalized homepage with job recommendations, UI information, and resources to guide them on their unique path to employment.

To learn more, visit jobs.state.nm.us.

STATE WORKFORCE INNOVATION: COMMON UNIQUE IDENTIFIER

Workforce Solutions partnered with three state agencies to create an identifier clearing house to facilitate the exchange of information from WIOA Core Programs. It provides customers with comprehensive case management that is efficient and cost-effective.