



LABOR MARKET INFORMATION

(2018, Non-seasonally-adjusted)

Website: dlt.ri.gov/lmi

LABOR FORCE DATA

Year-over Annual Job Growth	0.5% Rhode Island	1.7% National
Annual Average Unemployment Rate	4.1% Rhode Island	3.9% National
Annual Average Labor Force	555,807	
Annual Labor Force Participation Rate	64.2% Rhode Island	62.9% National
Year-over Average Wage Growth	1.7% Rhode Island	3.3% National

EDUCATION LEVELS*

(Age 25 and older)

Less than high school: **6.0% Rhode Island** | **12.0% National**



High school: **24.0% Rhode Island** | **27.1% National**



Some college/Associate degree: **25.9% Rhode Island** | **28.9% National**



Bachelor's degree +: **44.1% Rhode Island** | **32.0% National**



*American Community Survey (ACS) educational attainment data

KEY INDUSTRIES

(Top 3 industries for average annual job growth at the super sector level)



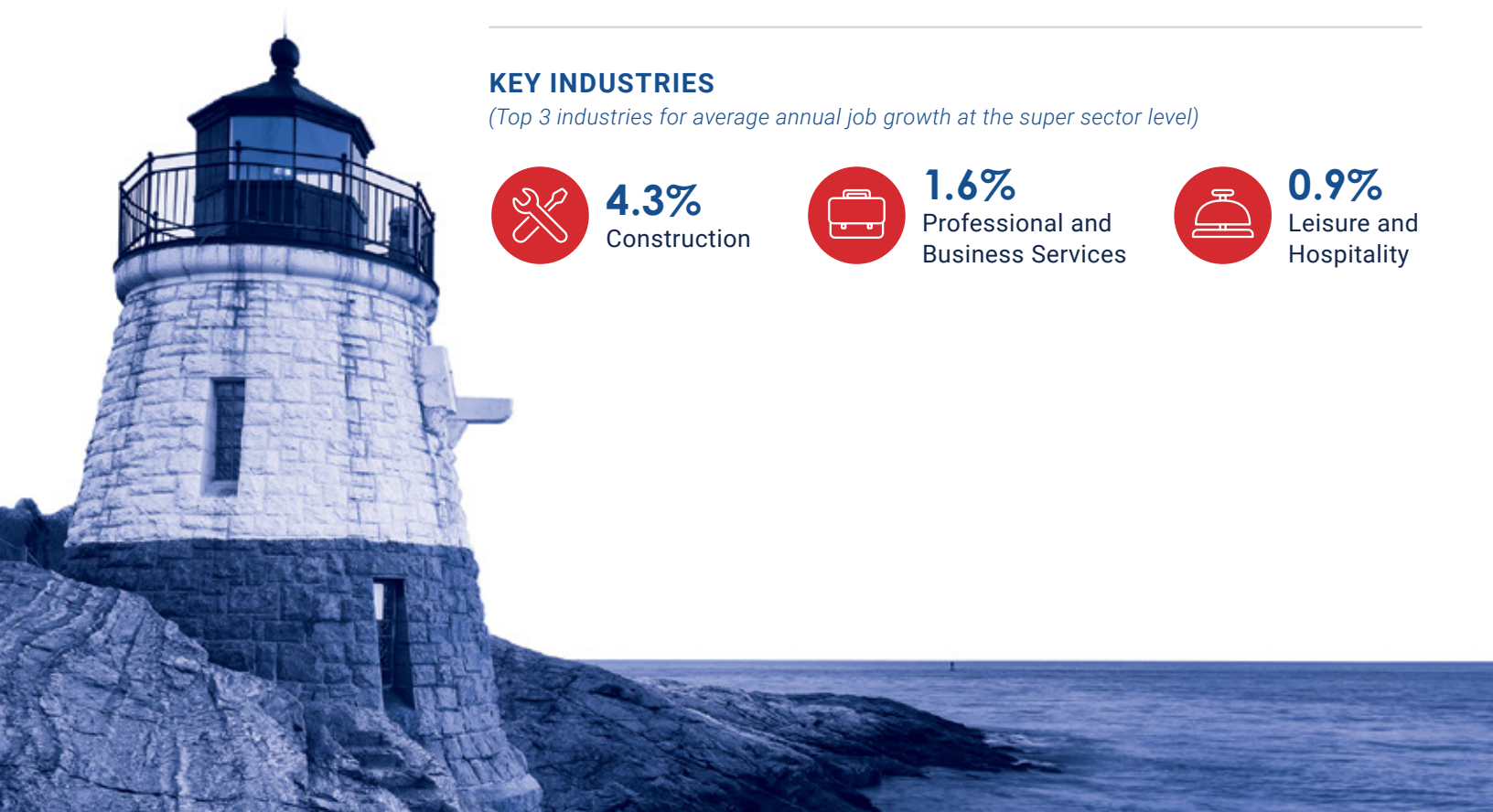
4.3%
Construction



1.6%
Professional and Business Services



0.9%
Leisure and Hospitality



STATE PROFILE

RHODE ISLAND DEPARTMENT OF LABOR AND TRAINING

Programs within Agency

- Disability Employment Initiative
- Labor Market Information
- Labor Standards
- Occupational Safety
- Professional Regulation (licensure for trade occupations)
- Rapid Response
- Real Jobs RI
- Registered Apprenticeship
- Safety Inspections
- Senior Community Service Employment Program (SCSEP)
- Temporary Caregiver Insurance (TCI)
- Temporary Disability Insurance (TDI)
- Trade Adjustment Assistance
- Unemployment Insurance (UI)
- Veterans Employment and Training Services
- Wage and Hour
- Wagner-Peyser (WP)
- Work Opportunity Tax Credit
- Workers' Compensation
- Workforce Innovation and Opportunity Act (WIOA)
 - Adult (A)
 - Dislocated Worker (DW)
 - Youth (Y)

WIOA Core Programs: Administering Agencies

- **Rhode Island Department of Labor and Training** – Administers WIOA (A, DW, Y) and WP programs
- **Rhode Island Department of Education** – Administers Adult Education (AE) and Family Literacy programs
- **Rhode Island Department of Human Services, Office of Rehabilitative Services** – Administers Vocational Rehabilitation (VR) programs

Approval of Apprenticeships

- State run

Local Regions Governance

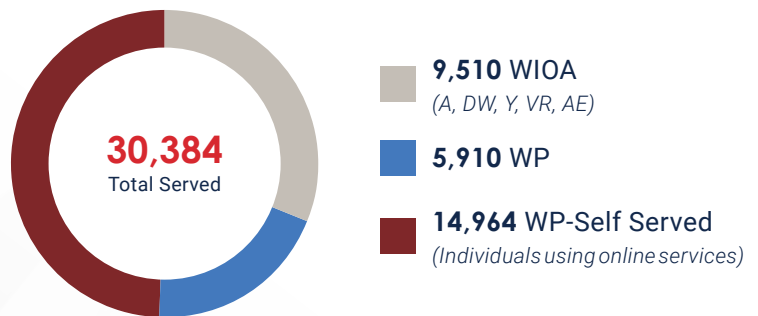
- Local entity oversees workforce personnel and training

NUMBER OF AMERICAN JOB CENTERS

(One-stop centers)

2 Comprehensive Centers | **2** Affiliate Centers

TOTAL INDIVIDUALS BY RHODE ISLAND'S WORKFORCE SERVICES*



*See participant definitions under "Programs within Agency"

UNEMPLOYMENT DATA*

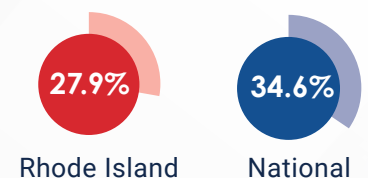
Duration Rate

The average number of weeks people receive unemployment insurance.

14.5 weeks | **15.0 weeks**
Rhode Island | National

Exhaustion Rate

The percentage of individuals receiving unemployment benefits who use all the eligible weeks without finding new employment.



*U.S. Department of Labor unemployment insurance national data

Contact Information: Matthew Weldon, matthew.weldon@dlt.ri.gov

Online Resources: dlt.ri.gov