



LABOR MARKET INFORMATION

(2018, Non-seasonally-adjusted)

Website: does.dc.gov

LABOR FORCE DATA

Year-over Annual Job Growth **1.0%** Washington, D.C. | **1.7%** National

Annual Average Unemployment Rate **6.1%** Washington, D.C. | **3.9%** National

Annual Average Labor Force **401,450**

Annual Labor Force Participation Rate **70.5%** Washington, D.C. | **62.9%** National

Year-over Average Wage Growth **3.4%** Washington, D.C. | **3.3%** National

EDUCATION LEVELS*

(Age 25 and older)

Less than high school: **4.9%** Washington, D.C. | **12.0%** National



High school: **12.7%** Washington, D.C. | **27.1%** National



Some college/Associate degree: **10.8%** Washington, D.C. | **28.9%** National



Bachelor's degree +: **71.6%** Washington, D.C. | **32.0%** National



*American Community Survey (ACS) educational attainment data

KEY INDUSTRIES

(Top 3 industries for average annual job growth at the super sector level)



8.3%
Manufacturing



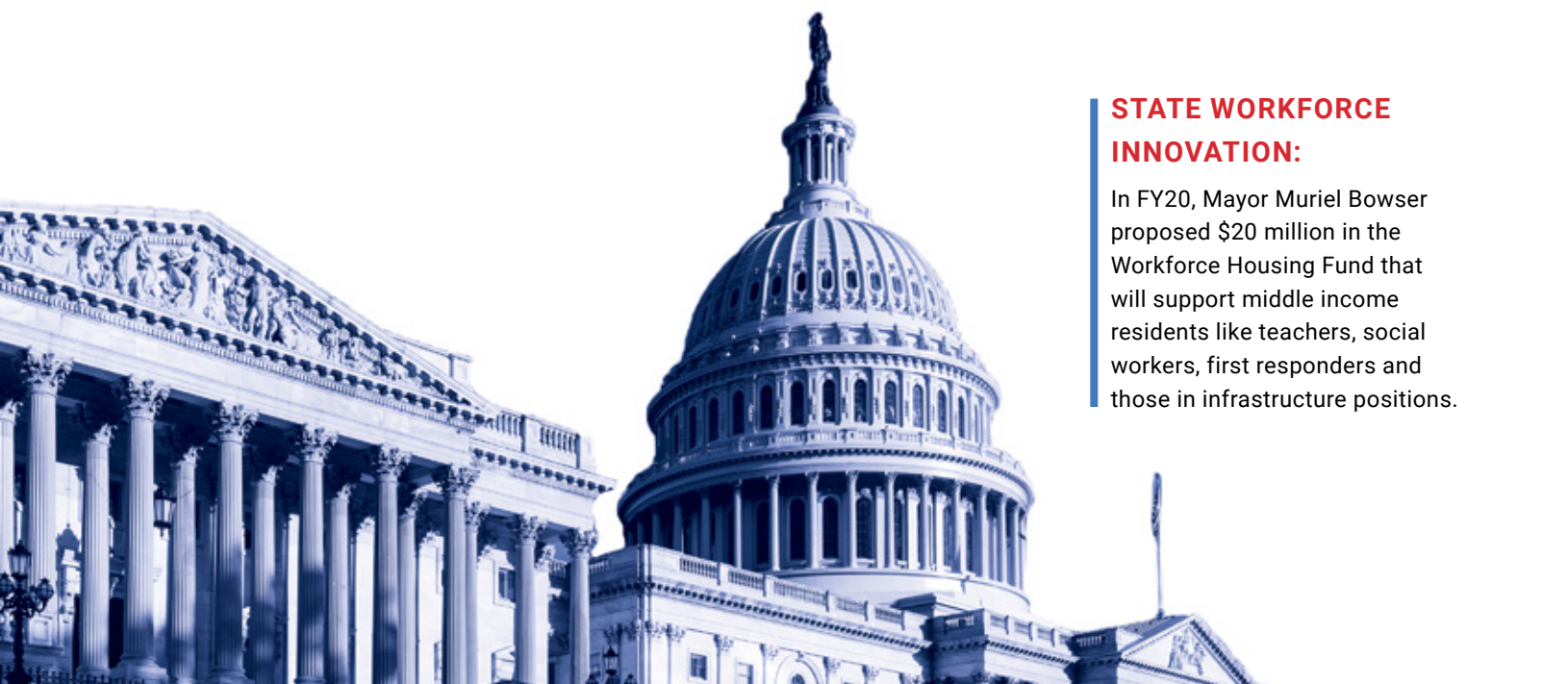
4.7%
Information
Technology



3.4%
Leisure and
Hospitality

STATE WORKFORCE INNOVATION:

In FY20, Mayor Muriel Bowser proposed \$20 million in the Workforce Housing Fund that will support middle income residents like teachers, social workers, first responders and those in infrastructure positions.



STATE PROFILE

D.C. DEPARTMENT OF EMPLOYMENT SERVICES

Programs within Agency

- Labor Market Information
- Trade Adjustment Assistance
- Unemployment Insurance (UI)
- Veterans Education and Training Services
- Wage and Hour
- Wagner-Peyser (WP)
- Workers' Compensation
- Workforce Innovation and Opportunity Act (WIOA)
 - Adult (A)
 - Dislocated Worker (DW)
 - Youth (Y)

WIOA Core Programs: Administering Agencies

- **Department of Employment Services** – Administers WIOA (A, DW, Y) and WP programs
- **Office of the State Superintendent of Education, Adult and Family Education Department** – Administers Adult Education (AE) and Family Literacy programs
- **Department on Disability Services, Rehabilitation Services Administration** – Administers Vocational Rehabilitation (VR) programs

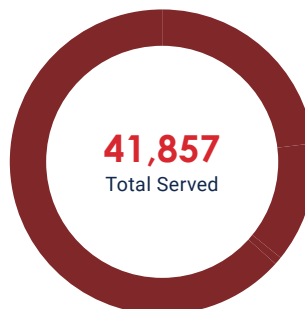
Approval of Apprenticeships

- State run

Single State Governance

- State Agency oversees workforce personnel and training

TOTAL INDIVIDUALS SERVED BY WASHINGTON, D.C.'S WORKFORCE SERVICES



UNEMPLOYMENT DATA*

Duration Rate

The average number of weeks people receive unemployment insurance.

16.3 weeks
Washington, D.C.

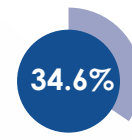
15.0 weeks
National

Exhaustion Rate

The percentage of individuals receiving unemployment benefits who use all the eligible weeks without finding new employment.



Washington, D.C.



National

*U.S. Department of Labor unemployment insurance national data

NUMBER OF AMERICAN JOB CENTERS

(One-stop centers)

4 Comprehensive Centers | **0** Affiliate Centers

STATE WORKFORCE INNOVATION: D.C. INFRASTRUCTURE ACADEMY (DCIA)

One year ago, the Bowser Administration opened the DCIA, combining a series of unique trainings that include Quick Path to Transportation, Quick Path to Energy, Quick Path to Health and Safety, Work Readiness Training and resume development.

To learn more, visit does.dc.gov/service/dc-infrastructure-academy.

STATE WORKFORCE INNOVATION: DOES

DOES is the first government workforce agency in the country to have a full-service, wholly Spanish language website, enhancing the agency's ability to serve residents in our Latino community efficiently.

To learn more, visit es.does.dc.gov.