



Competitive Florida Grant Outreach Tool

Bureau of Workforce Statistics and Economic Research



Competitive Florida Tool

Competitive Florida

[Click here for User's Guide](#)

[Click here for Implementation Plan](#)

Search for City

Tier 1

Total Population



Population Density



Founded Before 1965?

- ☒ CDP
☒ No
☒ Yes

>15 Miles from 50,000 Pop

- ☒ No
☒ Yes

Tier 2

Per Capita Income



High School Diploma %



Bachelors Degree %



Labor Participation Rate %



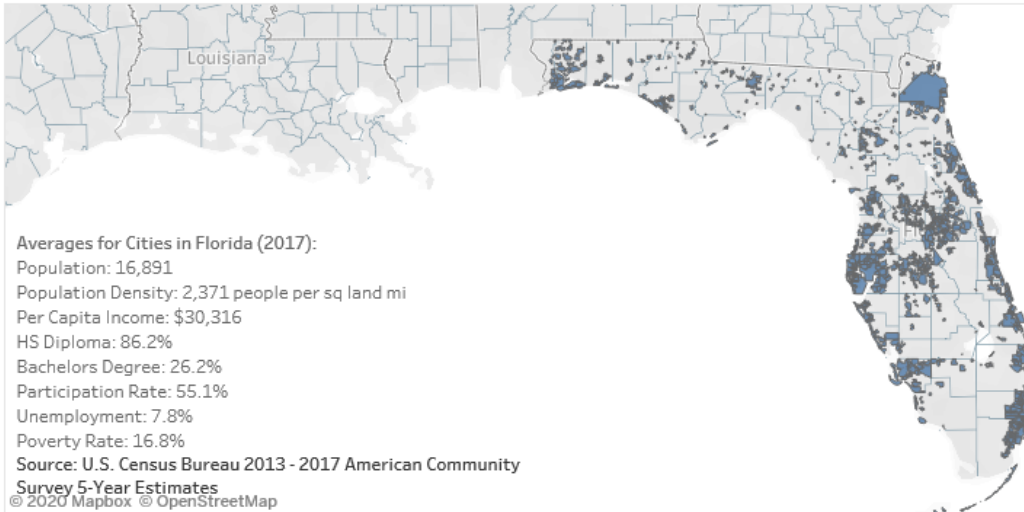
Unemployment Rate %



Poverty Rate %



Community Development \$



Location	Total Population	Population Density	Per Capita Income	HS Diploma %	Bachelors %	Labor Participation Rate %	Unemployment Rate %	Poverty Rate %	Community Dev \$
Acacia Villas	459	6,379	15,873	87.0	3.1	65.9	7.3	28.5	0
Alachua	9,676	276	31,658	93.3	35.1	65.3	4.4	17.1	705,466
Alafaya	88,025	2,862	28,779	92.6	42.8	70.2	6.4	12.9	0
Alford	592	561	11,801	56.1	3.7	38.5	4.6	50.2	21,450
Allentown	1,064	35	31,033	98.4	15.5	53.1	3.3	2.7	0
Altamonte Springs	43,084	4,740	29,859	94.6	36.3	68.8	5.7	13.0	287,362
Altha	820	613	13,730	87.9	6.2	53.1	18.2	32.4	40,000
Altoona	87	193	31,646	100.0	57.1	73.8	8.3	19.5	0
Alturas	4,090	76	19,710	86.3	11.1	58.1	10.0	16.2	0
Alva	2,684	154	36,595	90.7	21.1	60.8	2.8	6.7	0

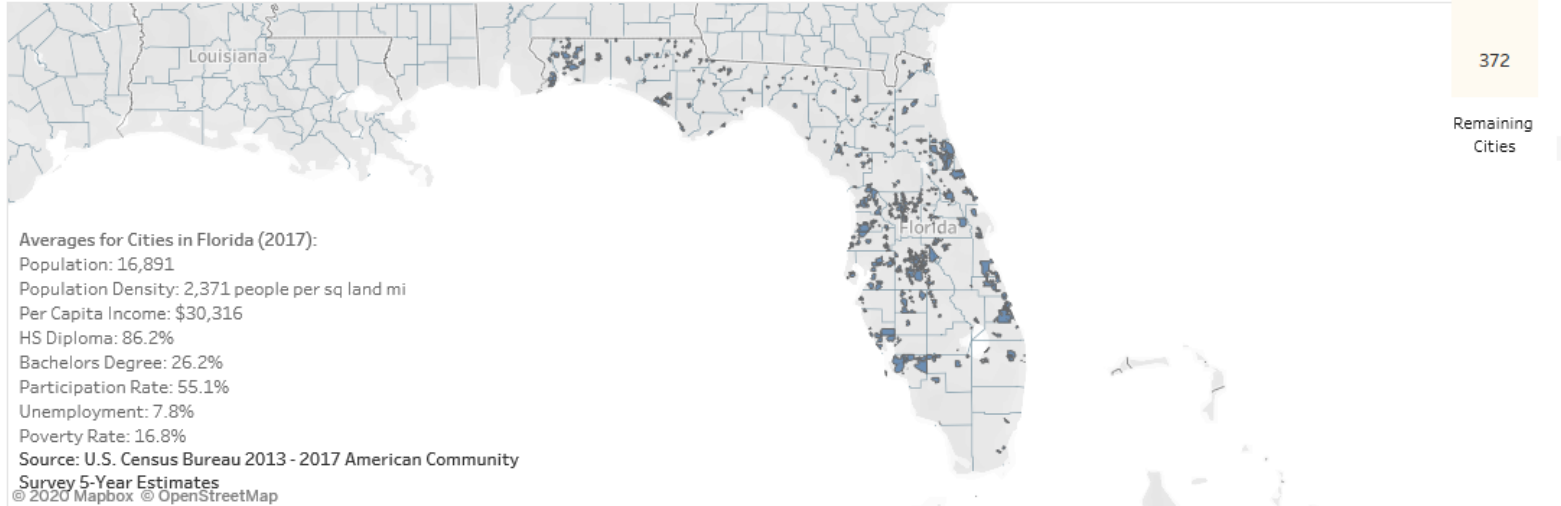
Multiple Filter Column Sort

Competitive Florida

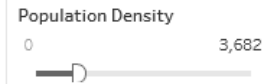
[Click here for User's Guide](#)

[Click here for Implementation Plan](#)

Search for City



Tier 1








Founded Before 1965?

- ☒ CDP
☒ No
☒ Yes

>15 Miles from 50,000 Pop

- ☒ No
☒ Yes

Tier 2



Location	Total Population	Population Density	Per Capita Income	HS Diploma %	Bachelors %	Labor Participation Rate %	Unemployment Rate %	Poverty Rate %	Community Dev \$
Homestead Base	843	199	2,767	67.7	0.0	51.8	54.3	100.0	0
Pittman	235	187	19,009	100.0	12.7	53.1	49.5	29.8	0
Ferndale	506	188	19,220	86.9	18.7	63.5	36.8	0.0	0
Jennings	615	231	9,186	47.8	0.6	36.7	34.3	59.2	998,412
Yeehaw Junction	316	169	15,435	82.2	0.0	44.6	31.3	35.2	0
Mayo	979	1,103	16,892	66.6	3.2	54.7	30.6	33.3	1,344,786
Whitfield (Santa Rosa Cou..	261	63	28,265	89.7	8.4	39.5	30.1	6.5	0
Caryville	190	63	12,039	45.8	1.7	32.4	28.3	52.2	26,580
Palmona Park	1,321	1,581	12,279	77.0	10.2	81.6	28.0	39.9	0
Day	179	198	11,615	50.0	0.0	63.3	28.0	25.1	0

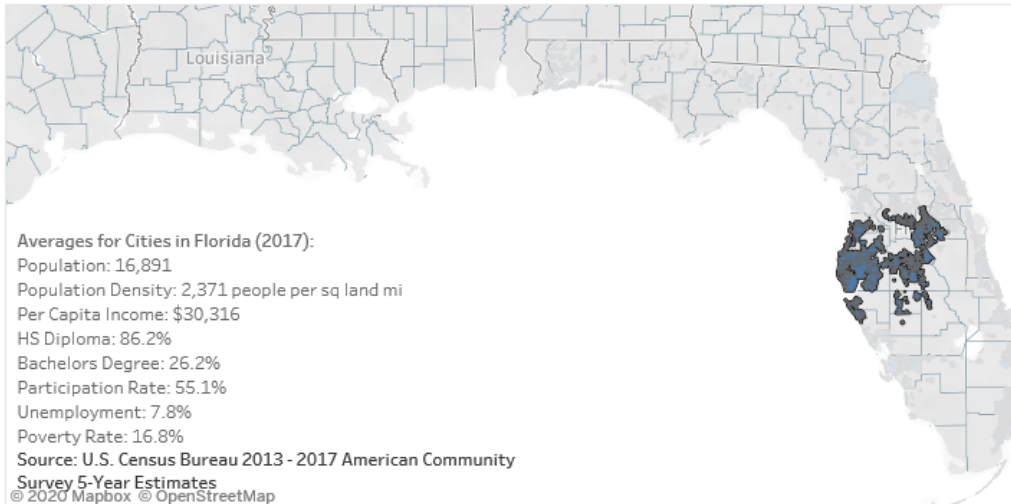
Location Selection Filter

Competitive Florida

[Click here for User's Guide](#)

[Click here for Implementation Plan](#)

Search for City



243
Remaining Cities

Tier 1

Total Population
0 867,313

Population Density
0 21,943

Founded Before 1965?

- ☒ CDP
☒ No
☒ Yes

>15 Miles from 50,000 Pop

- ☒ No
☒ Yes

Tier 2

Per Capita Income
0 287,288

High School Diploma %
0.0 100.0

Bachelors Degree %
0.0 100.0

Labor Participation Rate %
0.0 100.0

Unemployment Rate %
0.0 100.0

Poverty Rate %
0.0 100.0

Community Development \$
0 151,151,243

Location	Total Population	Population Density	Per Capita Income	HS Diploma %	Bachelors %	Labor Participation Rate %	Unemployment Rate %	Poverty Rate %	Community Dev \$
Alturas	4,090	76	19,710	86.3	11.1	58.1	10.0	16.2	0
Anna Maria	1,011	1,368	40,660	96.8	41.1	33.6	10.7	5.2	0
Apollo Beach	17,929	905	42,427	94.0	37.4	64.4	5.0	8.0	0
Apopka	48,682	1,455	28,521	86.1	27.2	67.4	6.5	10.6	204,148
Arcadia	7,774	1,800	18,758	73.4	10.1	49.2	7.1	34.4	5,296,697
Aripeka	111	135	15,248	100.0	23.2	17.2	0.0	40.5	0
Auburndale	14,958	1,103	21,911	84.0	20.1	59.4	7.3	17.0	0
Avon Park	10,152	1,042	15,173	76.0	9.0	54.6	19.1	34.6	1,313,398
Babson Park	1,399	918	15,716	90.4	20.1	40.0	15.3	17.5	0
Balm	2,664	265	23,675	82.3	19.9	69.0	6.2	8.6	0