



LABOR MARKET INFORMATION
(2018, Non-seasonally-adjusted)

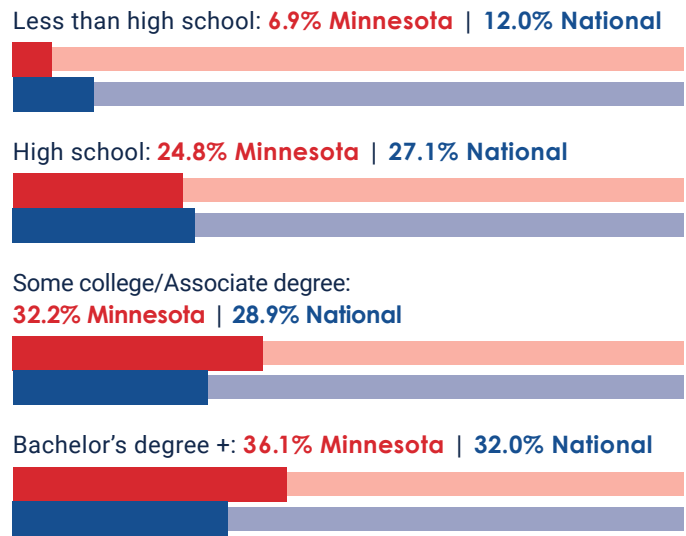
Website: mn.gov/deed/data

LABOR FORCE DATA

Year-over Annual Job Growth	0.7% Minnesota	1.7% National
Annual Average Unemployment Rate	2.9% Minnesota	3.9% National
Annual Average Labor Force	2,954,363	
Annual Labor Force Participation Rate	69.9% Minnesota	62.9% National
Year-over Average Wage Growth	2.3% Minnesota	3.3% National

EDUCATION LEVELS*

(Age 25 and older)



*American Community Survey (ACS) educational attainment data

KEY INDUSTRIES

(Top 3 industries for average annual job growth at the super sector level)



STATE WORKFORCE INNOVATION: TRACKING OUR PROGRESS

The Minnesota WIOA State Plan Dashboard provides transparency and accountability toward the goals of reducing educational, skills training and employment disparities, and building employer-led industry sector partnerships across the state.

To learn more, visit mn.gov/deed/performance.



STATE PROFILE

MINNESOTA DEPARTMENT OF EMPLOYMENT AND ECONOMIC DEVELOPMENT

Programs within Agency

- Adult Education and Literacy
- Child Care
- Economic Development
- Labor Market Information
- Supplemental Nutrition Assistance Program (SNAP)
- Temporary Assistance for Needy Families (TANF)
- Trade Adjustment Assistance
- Unemployment Insurance (UI)
- Veterans Employment and Training Services
- Vocational Rehabilitation (VR)
- Wagner-Peyser (WP)
- Workforce Innovation and Opportunity Act (WIOA)
 - Adult (A)
 - Dislocated Worker (DW)
 - Youth (Y)

WIOA Core Programs: Administering Agencies

- **Minnesota Department of Employment and Economic Development** – Administers WIOA (A, DW, Y), VR and WP programs
- **Minnesota Department of Education** – Administers Adult Education (AE) programs

Approval of Apprenticeships

- State run

Local Regions Governance

- Local entity oversees workforce personnel and training

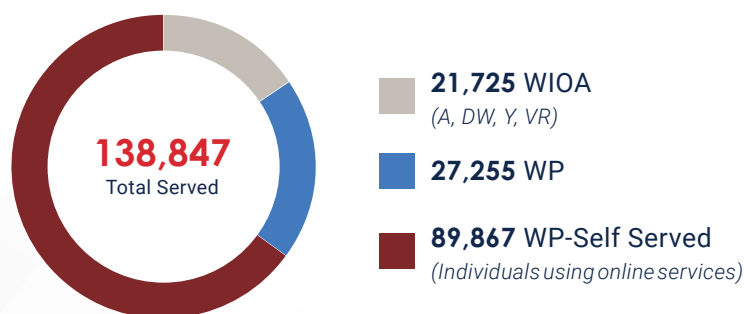
NUMBER OF AMERICAN JOB CENTERS

(One-stop centers)

36 Comprehensive Centers

14 Affiliate Centers

TOTAL INDIVIDUALS SERVED BY MINNESOTA'S WORKFORCE SERVICES*



*See participant definitions under "Programs within Agency"

UNEMPLOYMENT DATA*

Duration Rate

The average number of weeks people receive unemployment insurance.

16.0 weeks
Minnesota

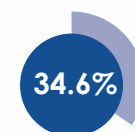
15.0 weeks
National

Exhaustion Rate

The percentage of individuals receiving unemployment benefits who use all the eligible weeks without finding new employment.



Minnesota



National

*U.S. Department of Labor unemployment insurance national data

STATE WORKFORCE INNOVATION: WORKFORCE SYSTEM UNIFICATION

Minnesota regional boards, state agencies and nonprofit partners providing workforce services have all come together under one new brand, CareerForce, to better serve our customers.

To learn more, visit [CareerForceMN.com/About-Us](https://www.careerforcemn.com/about-us).

STATE WORKFORCE INNOVATION: COLLABORATION GOES VIRTUAL

Minnesota's new online platform offers a "no wrong door" approach to curated and customized information for career seekers and employers, including digital connections to ensure warm hand-off of customers to service providers.

To learn more, visit [CareerForceMN.com](https://www.careerforcemn.com).