

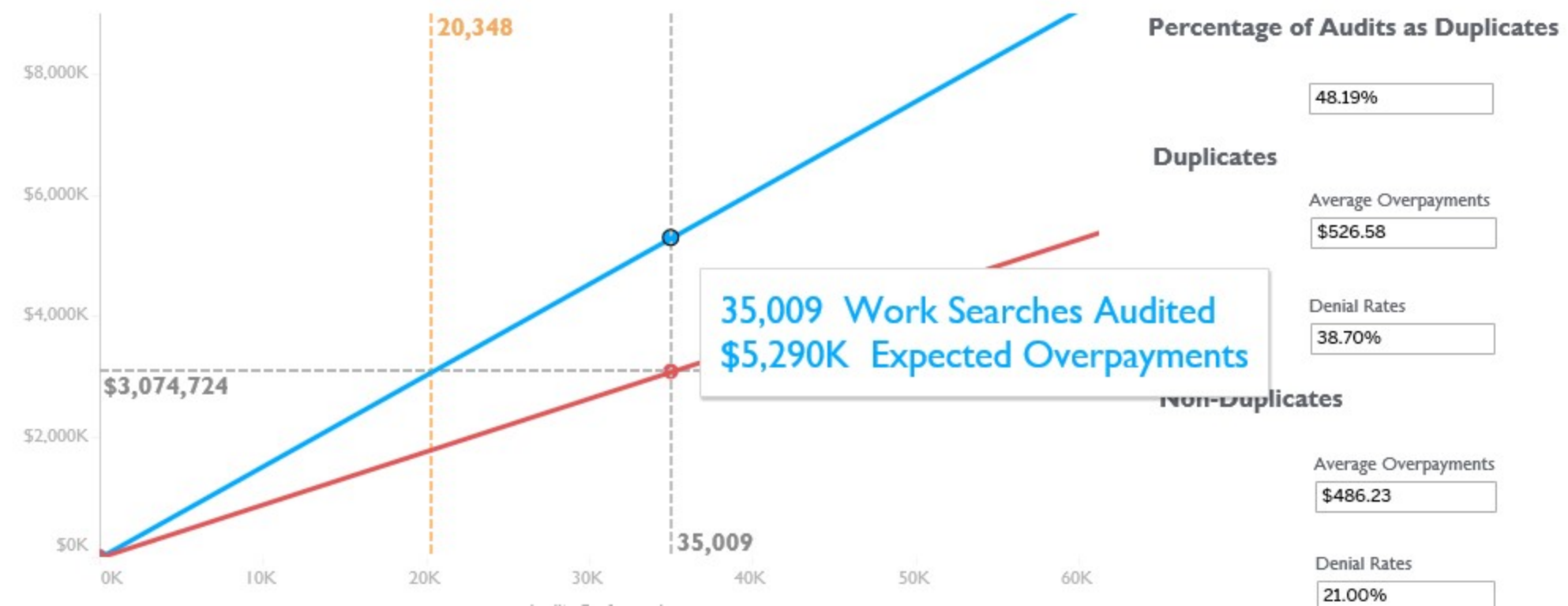
Audited Weekly Claims: Claim Denial (%), Average Detected Overpayment Amount (\$)



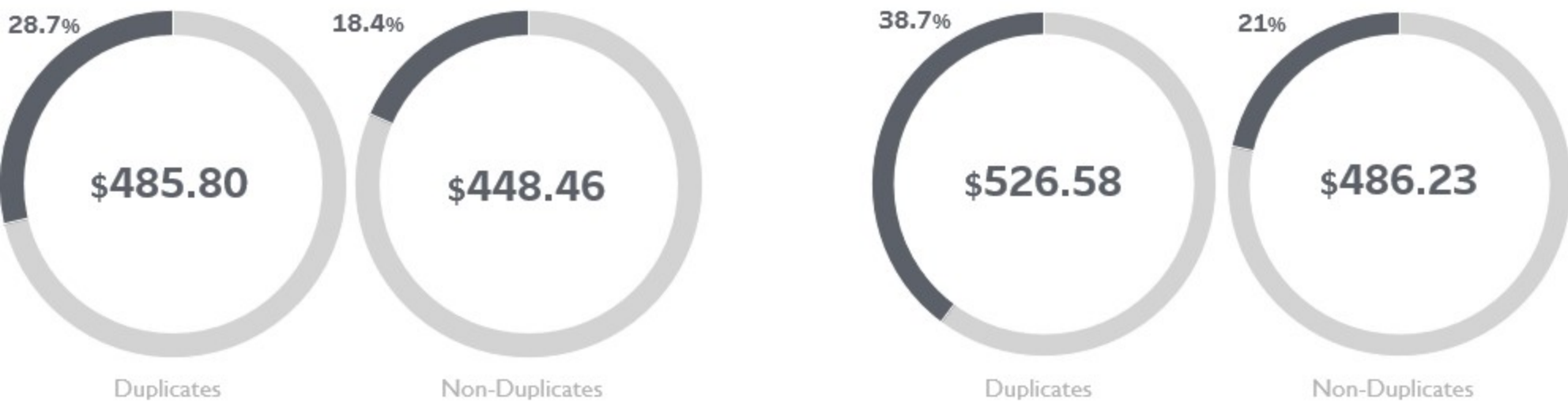
- 2017**
- 9.47% of weekly claims sent for audit contained duplicates
 - **35,009 audits → \$3,074,724 detected overpayments**

Using the Pilot Audit Percentage

- Pilot**
- 48.19% of weekly claims sent for audit contained duplicates
 - **Estimated detected overpayments assuming 2017 workload and audit targeting**



Audited Weekly Claims: Claim Denial (%), Average Detected Overpayment Amount (\$)



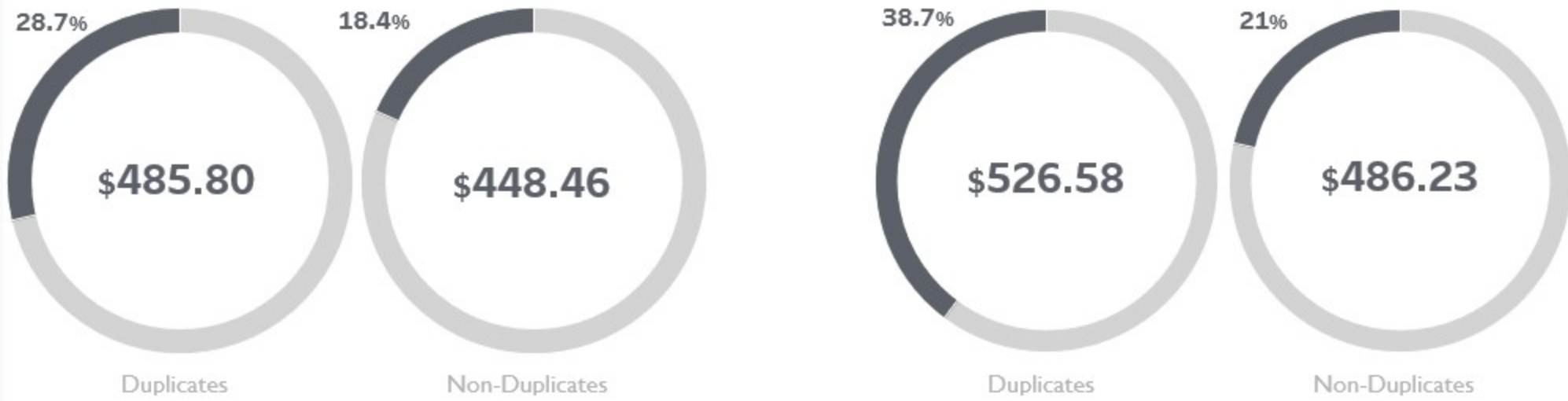
- 2017**
- 9.47% of weekly claims sent for audit contained duplicates
 - **35,009 audits → \$3,074,724 detected overpayments**

Results with 75% of Audits Duplicates

- Pilot**
- 48.19% of weekly claims sent for audit contained duplicates
 - **Estimated detected overpayments assuming 2017 workload and audit targeting**



Audited Weekly Claims: Claim Denial (%), Average Detected Overpayment Amount (\$)



2017

- 9.47% of weekly claims sent for audit contained duplicates
- **35,009 audits → \$3,074,724 detected overpayments**

Results with 30% of Audits Duplicates

Pilot

- 48.19% of weekly claims sent for audit contained duplicates
- **Estimated detected overpayments assuming 2017 workload and audit targeting**

