


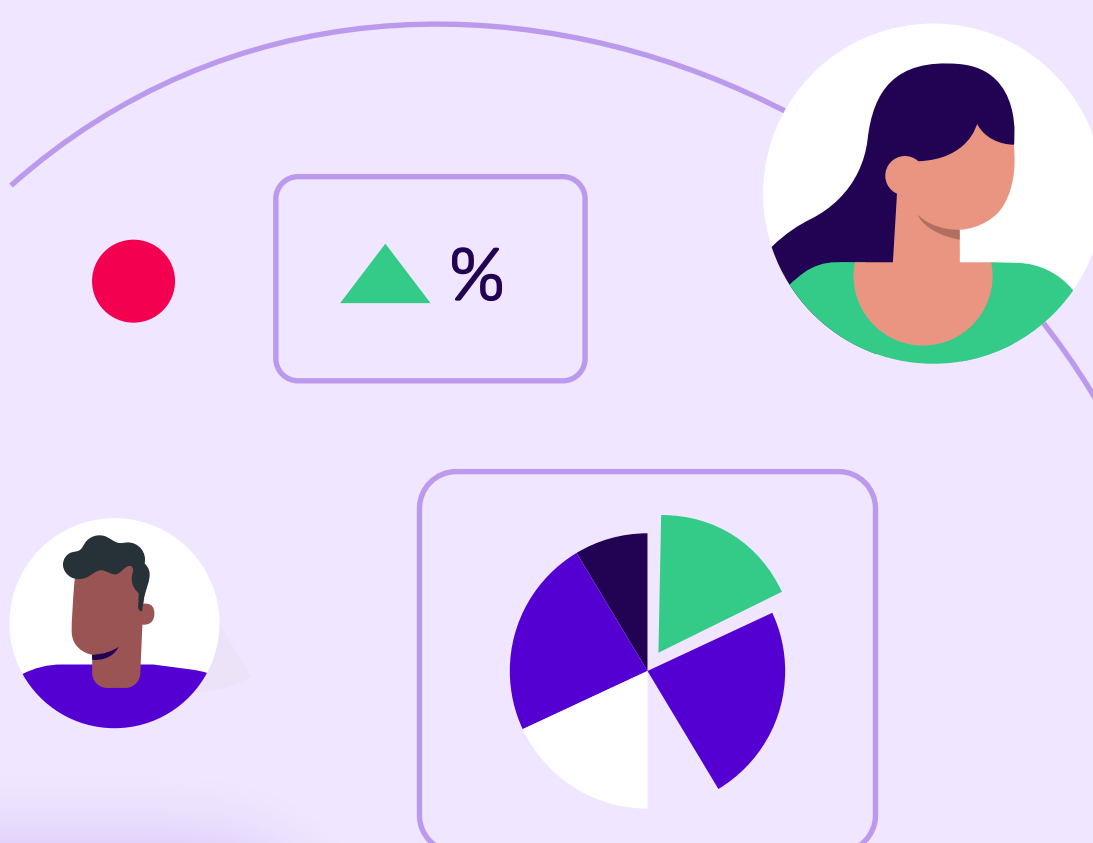


1099 INCOME VERIFICATION FOR UNEMPLOYMENT BENEFITS



Direct from the source, real-time, gig earnings data




Direct from the source, real-time, income deposit data



Rapid Worker On-Boarding

Connection to 1099 income data, analysis, and documentation in minutes thanks to direct from the source, real-time, earnings and income data



Rapid Deployment

Multiple zero-effort system deployment options including verification document upload to API integration




Fraud Mitigation

Bank level authentication removes dependency on "good faith effort" to report self-employment income



Built & Proven System

Currently providing income insights and analysis to more than 2.5M American workers



Minimize Manual Dependency

Dramatically reduces headcount and manual processes, which allows investigators to focus on real cases



Correct Benefits Awarded

Proprietary income validation tool determines appropriate benefit amounts based on actual work history and income deposits

2021 PUA Quarterly 1099 Income for Gig Work

JANUARY 2, 2021

	2020 Q1	2020 Q2	2020 Q3	2020 Q4	TOTAL	
INCOME	DoorDash	\$1,050.05	\$0	\$390.10	\$617.05	\$2,057.20
	Lyft	\$250.45	\$0	\$410.40	\$382.95	\$1,043.80
	Postmates	\$50.05	\$0	\$75.23	\$83.56	\$208.84
	Wag	\$25.23	\$0	\$29.21	\$35.56	\$90.25
	Gross Earnings	\$1,375.78	\$0	\$904.94	\$1,119.81	\$3,400.09
EXPENSES	Identified	\$153.12	\$0	\$101.25	\$124.85	\$379.22
	Manual	\$101.00	\$0	\$12.58	\$20.25	\$133.83
	Total Expenses	\$254.12	\$0	\$113.83	\$145.10	\$513.05
	Net Earnings	\$1,121.66	\$0	\$791.11	\$974.27	\$2,887.04

EARNINGS DETAILS

EXPENSE DETAILS

EMPLOYER	QUARTER	TRANSACTION DATE	
DoorDash	2020 Q1	Jan 21	\$27.76
		Jan 23	\$35.51
		Jan 28	\$22.82
		Feb 03	\$131.38
		Feb 10	\$27.51
		Feb 24	\$72.49
		Mar 02	\$168.00
		Mar 05	\$60.76