

# LIABLE AGENT DATA TRANSFER

2021



# Objective

This LADT training will provide an overview of the Liable Agent Data Transfer, related processes and procedures, and a high-level summary of SWA's and Federal Partners use of LADT.

# LADT – Liable/Agent Data Transfer

## **Related ETA reports:**

- 203 Characteristics of the Insured Unemployed
- 538 Advanced Weekly Initial and Continued Claims Report
- 539 Claims and Extended Benefits Data
- 5159 Claims and Payment Activities

## **References:**

- UIPL 38-96
- UIPL 38-96 change 1
- UIPL 38-96 change 2
- UIPL 26-97
- UIPL 23-98
- ETA No. 392 Handbook for Interstate claims taking
- ETA No. 401 UI Reports Handbook
- **\*\*LADT User Guide\*\***

# LADT – Liable/Agent Data Transfer

## What is it?

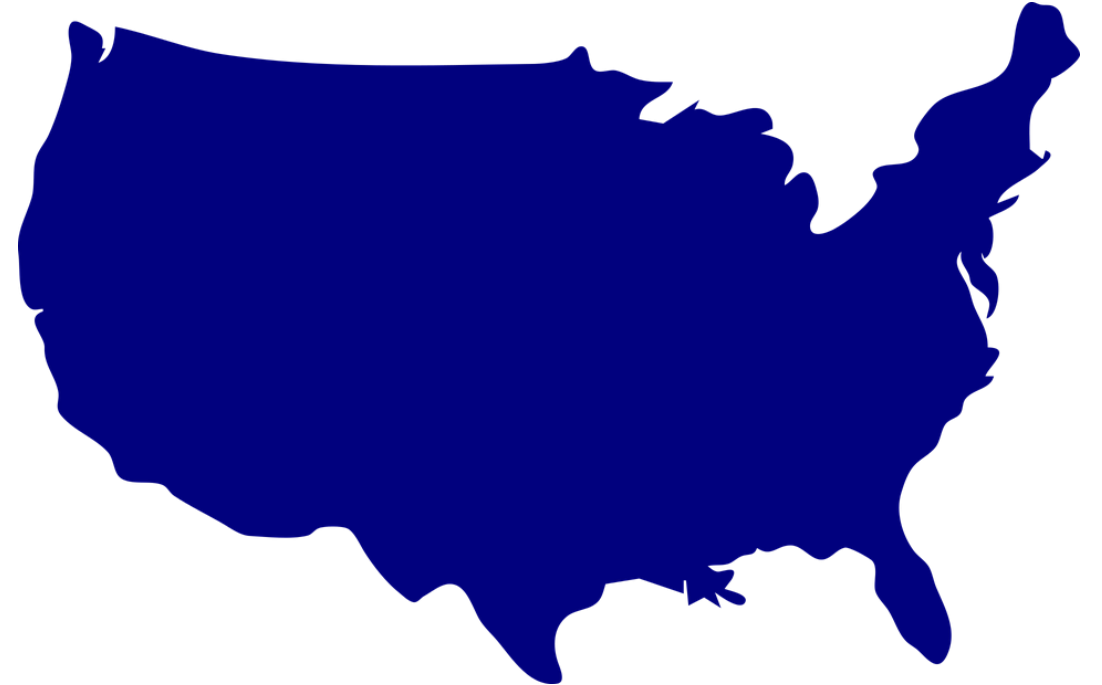
- The LADT is a data exchange process that allows states to share information with each other regarding:
  - Initial/transitional Interstate claims filed
  - Interstate Reopened and Transfer claims
  - Interstate Weeks Claimed
  - Commuter Weeks Claimed
- The records contain detailed information about the claimant characteristics:
  - Resident address, DOB, gender, race, ethnicity and occupational information



# LADT – Liable/Agent Data Transfer

## States:

Used in the calculation for Insured Unemployment Rate (IUR) and Total Unemployment Rate (TUR) which can be used by states as an alternate trigger for Extended Benefits.



# LADT – Liable/Agent Data Transfer

## US Bureau of Labor Statistics:

- Uses the data to create the Local Area Unemployment Statistics (LAUS)
- The Local Area Unemployment Statistics (LAUS) program is a federal-state cooperative effort in which monthly estimates of total employment and unemployment are prepared for approximately 7,000 areas such as:
  - Census regions and divisions
  - States
  - Metropolitan Statistical Areas and Metropolitan NECTAS (New England City and Town Areas)
  - Metropolitan Divisions and NECTA Divisions
  - Micropolitan Statistical Areas and Micropolitan NECTAs
  - Combined Metropolitan Statistical Areas and Combined NECTAs
  - Small Labor Market Areas
  - Counties and county equivalents
  - Cities of 25,000 population or more
  - Cities and towns in New England with populations of at least 1,000

# LADT – Liable/Agent Data Transfer

## **Other Agencies that use this data:**

- USDOL\ETA
- USDOL\Veterans Employment and Training Services
- Department of Agriculture
- Department of Commerce – Economic Development Administration
- Department of Defense – Defense Logistics Agency
- Department of Health and Human Services – Administration for Children and Families
- Department of Health and Human Services – Substance Abuse and Mental Health Services
- Department of Homeland Security – Federal Emergency Management Agency (FEMA)
- Department of Homeland Security – U.S Citizenship and Immigration Services
- Department of Treasury
- Appalachian Regional Commission
- Small Business Administration

# LADT – Liable/Agent Data Transfer

## Other Uses for LADT Data

- Integrity
  - Crossmatch with benefit records
- Reemployment Services
  - Identify claimants that may need services



# The LADT Process - Schedule

- Monday: Liable data sent to ICON Hub
  - COB Tuesday is the last day this data can be sent to the ICON Hub. The ICON Hub database is updated at this time
- Wednesday: Agent Detail data is distributed to states after 7:00 AM ET. Agent Summary reports are also requested by states.

# The LADT Process - Record Layout

63 data elements sent in the LADT Record.

- Some major data elements include:
  - Claimant's SSN
  - Claimant's date of birth
  - Claimant's mailing and resident addresses
  - Effective date of claim
  - Base period wages
  - Date first payment was made
  - Claimant's occupational code

# The LADT Process - Record Layout

Field Number	Field Name	Field Type	Begin Column	Field Length	RIC	Reop/ Tran	W/C- IB	W/C- Comm	Description
Legend: A = alphabetic ; N = numeric ; Y = Required Field;									
1	Social Security Number	N	1	9	Y	Y	Y	Y	Enter Claimant's Social Security Number
2	Claimant's Name - First	A/N	10	12	Y	Y			Enter the claimant's first name. First position cannot be blank. Enter at least one alphabetic character.
3	Claimant's Name - Middle Initial	A/N	22	1	Y	Y			Claimant's middle initial.
4	Claimant's Name - Last	A/N	23	23	Y	Y			Enter the claimant's last name. First position cannot be blank. Enter at least one alphabetic character.
5	Mailing Address - Street	A/N	46	30	Y	Y	Y	Y	Enter Claimant's - (Mailing) Street
6	Mailing Address - City	A/N	76	19	Y	Y	Y	Y	Enter Claimant's - (Mailing) City
7	Mailing Address - State	A/N	95	2	Y	Y	Y	Y	Enter Claimant's - (Mailing) State
8	Mailing Address - ZIP Code	A/N	97	9	Y	Y	Y	Y	Enter Claimant's - (Mailing) ZIP Code
9	Residence Addr - Street	A/N	106	30	6	6	6	6	Enter Claimant's - (Residence) Street
10	Residence Addr - City	A/N	136	19	6	6	6	6	Enter Claimant's - (Residence) City
11	Residence Addr - State	A/N	155	2	6	6	6	6	Enter Claimant's - (Residence) State
12	Residence Addr - ZIP Code	A/N	157	9	6	6	6	6	Enter Claimant's - (Residence) ZIP Code
13	Claimant's Telephone Number	N	166	10	Y	Y			Enter Area Code, Exchange, and Extension of the Claimant's Telephone Number
14	Year of Birth	N	176	4	Y	Y	Y	Y	Claimant's Year of Birth - Format is "CCYY".
15	Sex	N	180	1	Y	Y	Y	Y	Enter the sex of the claimant 1 = Male 2 = Female 3 = Unknown
16	Race	N	181	1	Y	Y	Y	Y	Claimant's Race Code 1 = White 2 = Black 3 = Asian 4 = American Indian/Alaskan Native 5 = Native Hawaiian/Other Pacific Islander 6 = Information Not Available

17	Education	N	182	2					Highest Grade Completed 01 - 12 Actual grade completed (12 = GED) 13 = 1 year of college or technical school 14 = 2 years of college or Associate degree/technical school 15 = 3 years of college 16 = 4 years of college or undergraduate degree 17 = 1 year of post graduate study 18 = 2 years of post graduate study or Masters degree 19 = Doctorate
18	Liabile State FIPS	A/N	184	2	Y	Y	Y	Y	Liabile State FIPS Code. The Liabile State cannot be the same as the agent state.
19	Liabile State Office/Call Center Number	N	186	4	Y	Y			Enter number that identifies the Liabile Interstate office/Liabile Call Center that handles the claim.
20	Agent State FIPS	A/N	190	2	5	5	Y	5	Agent state FIPS Code. The agent state cannot be the same as the liable state.
21	Agent State Local Office/Call Center Number	N	192	4	Y	Y	Y	Y	Enter number that identifies the Local office/Call Center where the claimant filed the claim.
22	Residence State FIPS	N	196	2	5	5	1	5	Residence State FIPS Code. The Residence State cannot be the same as the liable state.
23	Residence County FIPS	N	198	3	Y	Y	2	2	Residence County FIPS Code.
24	Residence City/Town FIPS	N	201	4	Y	Y	Y	Y	Residence City/Town FIPS Code.
25	Date Claim Taken	N	205	8	Y	Y			Enter the date the claim was taken. Format is "CCYYMMDD".
26	Effective Date of Claim	N	213	8	Y	Y			Enter effective date of the claim. Correlates with today's date, backdate reason, and liable state. Format is "CCYYMMDD".
27	Program Type	N	221	1	Y	Y	Y	Y	Enter the program type: 1 = UI 5 = UCFE 7 = UCX
28	Entitlement	N	222	1	Y	Y	Y	Y	Enter the entitlement type: 0 = Regular 1 = Extended Benefits (EB) 2 = Federal Benefit Extension 3 = Additional Benefits (AB)

# The LADT Process - Record Layout

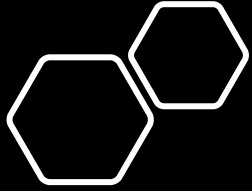
29	SOC Code	A/N	223	4	3	3	3	3	Enter at least the first 3 digits of the Claimant's Occupational Classification (SOC) Code (left justified) followed by a zero, or enter the first 4 digits of the SOC.
30	Initial Claim	N	227	1	Y				Enter Status of Claim: 1 = New 2 = Additional 3 = Transitional
31	BYB	N	228	8					Benefit Year Beginning Date. Format is "CCYYMMDD".
32	BYE	N	236	8					Benefit Year Ending Date. Format is "CCYYMMDD".
33	WBA	N	244	3					Weekly Benefit Amount (Include Dependents Allowance)
34	MBA	N	247	5					Maximum Benefit Amount (Include Dependents Allowance)
35	Base Period Wages - 1st Qtr	N	252	7					Enter BP Wages for the 1st Qtr
36	Base Period Wages - 2nd Qtr	N	259	7					Enter BP Wages for the 2nd Qtr
37	Base Period Wages - 3rd Qtr	N	266	7					Enter BP Wages for the 3rd Qtr
38	Base Period Wages - 4th Qtr	N	273	7					Enter BP Wages for the 4th Qtr
39	Base Period Wages - 5th Qtr	N	280	7					Enter BP Wages for the 5th Qtr
40	Base Period Wages - Total	N	287	8					Enter Total BP Wages for all quarters
41	NAICS - (Employer with Most Wages)	A/N	295	6					Enter at least the first four digits of the North American Industry Classification System (NAICS) Code (left justified), followed by "00", for the employer with which the claimant had the most wages, or enter the 6-digit code.
42	Last Employer - Name	A/N	301	30					Enter name of Last Employer.
43	Date Employment Began	N	331	8					Enter Date Employment Began with Last Employer. Format is "CCYYMMDD".
44	Date Employment Ended	N	339	8					Enter Date Employment Ended with Last Employer. Format is "CCYYMMDD".
45	NAICS - (Last Employer)	A/N	347	6	4	4	4	4	Enter at least the first four digits of the North American Industry Classification System (NAICS) Code (left justified), followed by "00", for the claimant's Last Employer, or enter the 6 digit code.

46	Last Employer - Ownership Code	N	353	1	Y	Y	Y	Y	Valid entries are '1' through '5', default is '5'. 1 = Federal government 2 = State government 3 = Local government 4 = International or Foreign 5 = Private
47	Separation	N	354	1					Separation: 1 = Permanent 2 = Temporary
48	Recall Date	N	355	8					Enter date claimant is to return to work. If no recall date, enter all zeros, format is "CCYYMMDD".
49	Union	A/N	363	1					Y = Yes N = No
50	US Citizenship	A/N	364	1					Y = Yes N = No
51	Alien Registration Number	A/N	365	20					Enter claimant's Alien Registration Number, if applicable and available.
52	Week Ending Date	N	385	8			Y	Y	Week Ending Date of week claimed, format is "CCYYMMDD".
53	Earnings During Week Claimed	A/N	393	1	Y	Y	Y	Y	X = Yes. Indicated that claimant had earnings during the week claimed. Space = no
54	Date First Payment Issued	N	394	8					Enter the Date the First Payment was Issued. Format is "CCYYMMDD".
55	Exhaustee	A/N	402	1					X = Yes. Complete only upon exhaustion. Space = no
56	Weeks Compensated	N	403	2					Enter the number of weeks compensated during the benefit year.
57	\$ Amount of Benefits Paid	N	405	7					Enter the total amount of benefits paid during the benefit year.
58	Commuter Identification Code	A/N	412	1				Y	X = Yes. Complete to identify claims filed by commuters from Residence State. Space = no
59	Reopen Claim/Transfer of Claim	N	413	1			Y		1 = Reopen claim. Complete when there is a break in claim series not caused by employment. 2 = Transfer of claim. Complete when there is a change in the Residence/agent state with no break in claim series.

# The LADT Process - Record Layout

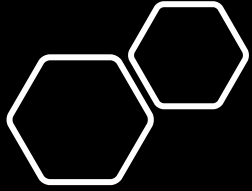
60	Ethnic	N	414	1	Y	Y	Y	Y	Enter claimant's Ethnic group. Valid values are: 1 = Hispanic or Latino 2 = Non-Hispanic or Latino 3 = Not Available
61	Filler	A/N	415	57					(for future use)
62	Record Type	A/N	472	1	Y	Y	Y	Y	Required Entry to indicate Type of Record 1 = RIC (Remote Initial Claim) 2 = Weeks Claimed 3 = Reopen/Transfer
63	Process Date	N	473	8	Y	Y	Y	Y	Enter the Date the claim was Processed. Format is "CCYYMMDD".
NOTE: If you are not entering valid data in a field, initialize the numeric field with zeros and the alpha/numeric field with spaces.									

Rule Number	Definition of Rule
1	On a Weeks Claimed (IB) – the Residence State FIPS can be the same as the liable state FIPS as long as the agent state FIPS is different.
2	Either Mailing Address or Field 23 (Residence County FIPS) should be provided. For New England states, either Mailing Address or Field 24 (Residence City/Town FIPS) should be provided.
3	SOC should be provided if possible. If not provided, a warning message will be returned. THE RECORD WILL BE PROCESSED.
4	Last Employer – NAICS should be provided if possible. If not provided, a warning message will be returned. THE RECORD WILL BE PROCESSED.
5	On a Weeks Claimed – Commuter, the value in the Residence State FIPS (field 22) will determine the receiving state.
6	Residence Address will be completed when the liable state can provide a Residence Address that is different from the Mailing Address.



# The LADT Process – Communication Methods

- NJE: Network Job Entry, often used in Mainframe systems to communicate with Networks.
- FTPS/sFTP: File Transfer Protocol Secure SNA/EE File used as a proprietary means of communication requiring specific hardware/software.
- Web Services – Allows packets of data to be sent between the State and the Hub, most commonly used with modernized systems. ICON WSDL and LADT Schema provided by Conduent.

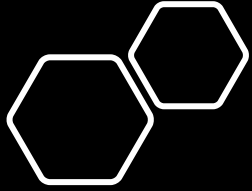


# The LADT Process – Testing

## Step 1: Internal Testing

## Step 2: Testing with Conduent

- Contact Conduent's UI ICON Support Team to start the testing process. Conduent will need to know the communication method (SNA/EE, FTPS/sFTP, Web Services) by which you want to test.
- A test process will be set up at the UI ICON Hub.
- You will then send your LADT test data to the UI ICON Hub. This will initiate the test process, which will catalog and process your data, and create the liable reports for your review.

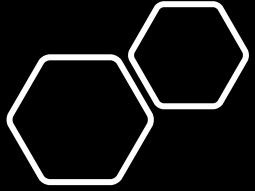


# The LADT Process – Testing continued

Items to note:

- Data must be batched in the format that coincides with your communication method. This information is located in the LADT User Guide.
- Data must be sent in UPPER CASE.
- Data must be sent in the agreed upon common carrier formats.
- You will be responsible for creating your own test cases and data. However, production data can be sent to compare test and production processing.





# The LADT Process – Commuter Claims

Commuter: A person who regularly crosses state lines to work in a non-resident state.

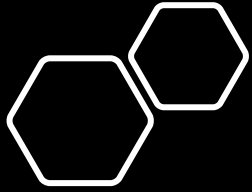
These claims are not interstate claims.

Commuter data informs IUR calculations.

# The LADT Process – Commuter Claims

## Schedule:

- Commuter data is sent to the ICON Hub the first Monday of the month.
  - Data transmitted is for the prior commuter month and includes only the week that contains the 12<sup>th</sup> day of the month.
    - Ex: Commuter data sent to the hub on 3/1/2021 should include data from the week of 2/7/2021 – 2/13/2021
- 2<sup>nd</sup> Extract (Resend) should include data from the month preceding the current month reporting week.
  - Ex: 2<sup>nd</sup> Extract Commuter data sent to the Hub 3/1/2021 should include data from the week of 1/10/2021 – 1/16/2021.



# LADT REPORTS

LADT Error Report

LADT Edit Counts Report

Liable & Agent Summary Report  
Interstate  
Commuter

# LADT Reports

LADT Error Report (Job  
UILADTED)

Date

LIABLE/AGENT DATA TRANSFER  
PAGE 1  
LADT ERROR REPORT - State Name

KEY TO THE VALUES IN POSITIONS 77 - 80:

RIC IDENTIFIES THE RECORD AS A TYPE 1 RECORD - REMOTE INITIAL CLAIM

WCIB IDENTIFIES THE RECORD AS A TYPE 2 RECORD - INTERSTATE WEEK CLAIMED

WCCO IDENTIFIES THE RECORD AS A TYPE 2 RECORD - COMMUTER CLAIM

RE/T IDENTIFIES THE RECORD AS A TYPE 3 RECORD - REOPEN/TRANSFER

999622215 - RECORD IS A DUPLICATE - PREV TRANS.

RIC

999906200 - RECORD IS A DUPLICATE - PREV TRANS.

RIC

999511657 - CLAIMANT MAILING ADDRESS INVALID OR MISSING

WCIB

----- STREET ----- CITY ----- ST ZIP

620 NICOLA AVE COQUITLAM BC \*\*\*\*\*

- CLAIMANT MAILING ADDRESS INVALID OR MISSING

WCIB

----- STREET ----- CITY ----- ST ZIP

620 NICOLA AVE COQUITLAM BC \*\*\*\*\*

- INVALID AGENT STATE FIPS CODE: 00

WCIB

999204663 - RECORD IS A DUPLICATE - PREV TRANS.

RIC

999587329 - RECORD IS A DUPLICATE - PREV TRANS.

RE/T

999847014 - LIABLE AND RES FIPS ARE THE SAME 26

RE/T

999500664 - NOT A VALID INITIAL, CONTINUED OR REOPEN/TRANSFER RECORD. WCCO

999568927 - NOT A VALID INITIAL, CONTINUED OR REOPEN/TRANSFER RECORD. WCCO

TOTAL RECORDS IN ERROR 0000008

- Error Message/Description

Message	Description
Agent Local Office Number Invalid	The value of AgentState is either not numeric or contains all zeros.
Claimant First Name Invalid or Missing:	The value of FirstName does not contain a valid alpha/numeric value.
Claimant Last Name Invalid or Missing:	The value of LastName does not contain a valid alpha/numeric value.
Claimant Mailing Address Invalid or Missing:	The first position of the MailingAddress, CMailStreet, CMailCity, CMailState and CMailZIP must be alphanumeric and cannot contain a space.
<b>The "Claimant Mailing Address Invalid or Missing" message below is a warning – but even with this message, the record is processed and forwarded to the destination state. All other messages listed are error messages indicating that the record has been rejected and not forwarded to the destination state.</b>	
Claimant Residence Address Invalid or Missing	The first position of the ResidenceAddress, ResMailStreet, ResMailCity, ResMailState and ResMailZIP must be alpha/numeric and cannot contain a space.
Claimant Telephone Number Invalid	The Claimant's PhoneNumber must be numeric and cannot contain all zeros.
Commuter Claim Weekend Date Invalid	WeekEndingDate for commuter week claimed does not fall within the 12 - 18 date parameters of the current or prior month.
Commuter W/E Day Invalid	The day in WeekEndingDate is either not provided or is out of the range of valid days (12 - 18).
Commuter W/E Month Invalid	The month in WeekEndingDate does not fall within the valid range for either "current month" or "previous month". "Current month" is defined as the most recently completed month. "Previous month" is defined as the month preceding the most recently completed month.
County Invalid	The ResidenceCounty is either not numeric or contains all zeros.

- Error Message/Description

Message	Description
Date Claim Taken Invalid	The DateClaimTaken is invalid. This is the date the claim was taken and must be a valid date.
Day Out Of Range	The day in DateClaimTaken is either not provided or is out of the range of valid days for the month/year
Earnings Invalid	The EarningsDuringWeekClaimed must contain either: "X" = Yes; Space = N
Effective Date Invalid	The EffectiveDateOfClaim is invalid. This is the effective date of the claim and must be a valid date.
Entitlement Invalid: n	The Entitlement must be numeric and contain a value from 0 – 3.
Ethnic Code Invalid: n	The Ethnic must be numeric and contain a value 1 – 3.
Future Date Invalid – ccyymmdd	The Saturday Date of the week including the ProcessDate is later than the current week being processed.
Initial Claim Indicator Invalid: n	The InitialClaim must be numeric and contain a value from 1 – 3.
Invalid Agent State FIPS Code: nn	The AgentState must be numeric and contain a value from 01 – 56 (but cannot be equal to the value of the LiableState).
Invalid Liable State FIPS Code nn	The LiableState must be numeric and contain a value from 01 – 56. This should contain the FIPS Code of the states transmitting the data to the HUB.
Invalid Res City Town FIPS Code nnnn	The ResidenceCityTown must be numeric and cannot contain all zeros.
Invalid Res County FIPS Code nnnn	The Residence County (field 23, positions 198 – 200) is either not numeric or contains all zeros.
Invalid Res State FIPS Code: xx	The ResidenceStateFIPS must be numeric and contain a value from 01 – 56 (but cannot be equal to the value of the LiableState).
Invalid SOC Code: nnnn	The first three positions of the SOC must be numeric and cannot contain all zeros.



- Error Message/Description

Message	Description
Invalid SS Number	The SSN must be numeric and cannot contain all zeros.
Invalid SS Number – Test SSN	SSN cannot begin with either “000” or “999”.
Liabile And Agent FIPS Codes Are The Same nn	The LiabileState and the AgentState cannot contain the same value.
Liabile And Res FIPS Codes Are The Same nn	The LiabileState and the ResidenceState cannot contain the same value.
Liabile Local Office Number Invalid	The LiabileOffice is either not numeric or contains all zeros.
Month Out Of Range	The month is not 1 – 12
Multiple Errors	There is an error in more than one portion of this date field. Must be CCYYMMDD.
No Agent State FIPS Code For SSN: **	The AgentState must be numeric and contain a value from 01 – 56 (but cannot be equal to the value of the LiabileState).
No Liabile State FIPS Code For SSN	The LiabileState must be numeric and contain a value from 01 – 56.
No Res State FIPS Code For SSN	The ResidenceState must be numeric and contain a value from 01 – 56 (but cannot be equal to the value of the LiabileState).
Not A Valid Initial,Continued or Reopen/Transfer Record	The RecordType must be numeric and contain a value 1 – 3.
Ownership Invalid: n	Last Employer – Ownership Code must be numeric and contain a value 1 – 5.
Process Date Invalid	The ProcessDate is invalid. This is the date the claim was processed and must be a valid date (CCYYMMDD).
Program Invalid	The ProgramType must be numeric and contain a value 1, 5, or 7.
Race Code Invalid	The Race must be numeric and contain a value 1 – 6.

- Error Message/Description

Message	Description
Record Is A Duplicate - Prev Trans.	There is a record in one of the last 3 weeks transmissions which meets the criteria for duplicate
Record Is A Duplicate - This Trans.	There is another record contained in this transmission which meets the criteria for duplicate
Reopen/Transfer Indicator Invalid: n	The ReopenTransfer must be numeric and contain a value from 0 - 2.
Sex Code Is Invalid: n	The Sex must be numeric and contain a value from 1 - 3.
The Process Date field falls within a future weekending date range.	The Saturday Date of the week including the ProcessDate is later than the current week being processed.
This Is A Non-Commuter Reporting Week	Commuter record included in a report other than the one due the 1st Monday of the month. This is indicated by an "X" in the CommuterClaim.
Weekending Date Invalid	The WeekEndingDate is invalid. Should be the Saturday weekending date for the claim.
Year Of Birth Invalid	The YearOfBirth must be numeric and the first two positions must be either 19 or 20.
Year Out Of Range	The year is < 1970



# LADT Reports

- Edits Counts Report

Report Entry	Explanation
Records Read	= total number of records received by the Hub.
Initial Claims	= number of records received identified as initial claims.
Reopen/Transfer	= number of records received identified as reopen/transfers.
Weeks claimed-IB	= number of records received identified as week claimed and not identified as commuter.
Commuter Weeks	= number of records received identified as week claimed and commuters.
Total Rejected	= total number of records rejected/did not pass edits.
Dups Wks Claimed	= number of records rejected because they were duplicates.
Commuter Date Errors	= number of weeks claimed records rejected because they were identified as commuter and were for week other than the week that included the 12th of the month.
Total Warnings	= total number of records with errors that were not rejected and where warning notices were sent to the liable State.
<b>SOC</b> Warning	= number of warning notices caused by the lack of SOC code.
<b>NAICS</b> Warning	= number of warning notices caused by the lack of NAICS code.
Ownership Warning	= number of warning notices caused by the lack of Ownership code.

# LADT Reports

- Edits Counts Report

Report Entry	Explanation
Total Records Forwarded	= total number of records forwarded to destination FIPS code.
Initial claims	= number of initial claims forwarded.
Reopen/Transfer	= number of reopen/transfer claims forwarded.
Weeks Claimed-IB	= number of weeks claimed-IB forwarded.
Commuter Weeks	= number of commuter weeks claims forwarded.
WEDATE	= week ending date(s) for which IB records reported.
Good	= number of IB records with no critical error.
Errors	= number of IB records with critical errors causing rejection.
Commuter Curr Month	= week ending date for which commuter weeks claimed are acceptable for the last completed month report.
Commuter Prev Month	= week ending date for which commuter weeks claimed are acceptable for the first of the last two completed months report.

# LADT Reports

- LADT Edit Counts
- Summary Report

PARM FIELDS :N202105202104

06/22/21 LADT EDIT COUNTS - STATENAME

RECORDS READ	=	1814
INITIAL CLAIMS	=	183
REOPEN/TRANSFER	=	12
WEEKS CLAIMED-IB	=	1619
WEEKS COMMUTER	=	0
INVALID TYPE	=	0

TOTAL-REJECTED	=	30
DUPS WKS CLAIMED	=	29
DUPS INITIAL	=	1

TOTAL-WARNINGS	=	194
SOC WARNING	=	194

TOTAL-GOOD	=	1784
GOOD INL CLAIMS	=	182
GOOD REOPEN/TFR	=	12
GOOD WEEKS-IB	=	1590
GOOD COMMUTER	=	0

WEDATE	GOOD	ERRORS
210619	1784	30

==> THIS IS A NON-COMMUTER REPORTING WEEK <==

# LADT Reports- Liable Summary

- LADT Summary Liable State
  - Interstate
  - Commuter

# LADT Reports-Liable

- LADT Summary Report (Job UILADTED)

06/22/21

LIABLE/AGENT DATA TRANSFER

PAGE 01

LIABLE SUMMARY REPORT

STATE OF STATE NAME

FIPS ID IS: FF

LIABLE STATE COUNTS FOR THE SAT. ENDING DATE 06/19/2021

INL. CLAIM TOTALS	UI	UCFE	UCX	TOTALS
REG	131	1	1	133
EB	0	0	0	0
FSB	0	0	0	0
AB	0	0	0	0
TOTAL	131	1	1	133
REOPEN/TFR TOTALS	UI	UCFE	UCX	TOTALS
REG	21	0	0	21
EB	0	0	0	0
FSB	0	0	0	0
AB	0	0	0	0
TOTAL	21	0	0	21
WEEKS -IB TOTALS	UI	UCFE	UCX	TOTALS
REG	841	16	3	860
EB	0	0	0	0
FSB	0	0	0	0
AB	0	0	0	0
TOTAL	841	16	3	860

# LADT Reports-Liable

- LADT Summary Report (Job UILADTED) – Page 2

06/22/11

LIABLE/AGENT DATA TRANSFER

PAGE 02

LIABLE SUMMARY REPORT

STATE OF STATE NAME FIPS ID IS: FF

INITIAL CLAIM	LIABLE	STATE	COUNTS	FOR THE	SAT. ENDING DATE	06/19/2021
01 AL ALABAMA	UI		UCFE		UCX	TOTALS
REG	16		0		0	16
EB	0		0		0	0
FSB	0		0		0	0
AB	0		0		0	0
TOTAL	16		0		0	16
04 AZ ARIZONA	UI		UCFE		UCX	TOTALS
REG	1		0		0	1
EB	0		0		0	0
FSB	0		0		0	0
AB	0		0		0	0
TOTAL	1		0		0	1
05 AR ARKANSAS	UI		UCFE		UCX	TOTALS
REG	3		0		0	3
EB	0		0		0	0
FSB	0		0		0	0
AB	0		0		0	0
TOTAL	3		0		0	3

# LADT Reports-Liable

- LADT Summary Report (Job UILADTED) – Page 9

```
06/22/21          ,,  LIABLE/AGENT DATA TRANSFER          PAGE 9
                   LIABLE SUMMARY REPORT
                   STATE OF STATENAME          FIPS ID IS: FF
WEEKS- IB      LIABLE STATE COUNTS FOR THE SAT. ENDING DATE 06/19/2021
01 AL ALABAMA      UI          UCFE          UCX          TOTALS
                   REG          132          2          0          134
                   EB           0           0           0           0
                   FSB          0           0           0           0
                   AB           0           0           0           0
                   TOTAL        132          2           0          134
04 AZ ARIZONA      UI          UCFE          UCX          TOTALS
                   REG          10          0           0           10
                   EB           0           0           0           0
                   FSB          0           0           0           0
                   AB           0           0           0           0
                   TOTAL        10          0           0           10
```

# LADT Reports-Liable

- LADT Summary Commuter Report (Job UILADTED) – Page 1

07/06/21

LIABLE/AGENT DATA TRANSFER

PAGE 01

LIABLE SUMMARY REPORT

STATE OF **STATENAME**

FIPS ID IS: **FF**

CURRENT MONTH = 06/2021 PREVIOUS MONTH = 05/2021

COMMUTER	CURRENT	TOTALS	UI	UCFE	UCX	TOTALS
	REG		332	17	0	349
	EB		0	0	0	0
	FSB		0	0	0	0
	AB		0	0	0	0
	TOTAL		332	17	0	349
COMMUTER	PREVIOUS	TOTALS	UI	UCFE	UCX	TOTALS
	REG		248	10	0	258
	EB		0	0	0	0
	FSB		0	0	0	0
	AB		0	0	0	0
	TOTAL		248	10	0	258



# LADT Reports-Liable

- LADT Summary Commuter Report (Job UILADTED)

07/06/21

LIABLE/AGENT DATA TRANSFER

PAGE 02

LIABLE SUMMARY REPORT

STATE OF **STATENAME**

FIPS ID IS: **FF**

COMMUTER CURRENT      CURRENT MONTH = 06/2021      PREVIOUS MONTH = 05/2021

01 AL ALABAMA	UI	UCFE	UCX	TOTALS
REG	4	0	0	4
EB	0	0	0	0
FSB	0	0	0	0
AB	0	0	0	0
TOTAL	4	0	0	4
02 AK ALASKA	UI	UCFE	UCX	TOTALS
REG	2	0	0	2
EB	0	0	0	0
FSB	0	0	0	0
AB	0	0	0	0
TOTAL	2	0	0	2
04 AZ ARIZONA	UI	UCFE	UCX	TOTALS

# LADT Reports- Agent Summary

- LADT Summary Agent State
  - Interstate
  - Commuter

# LADT Reports-Agent

- LADT Agent Summary Memo

```
#####  
L A D T   W E E K L Y   I N F O R M A T I O N   M E M O  
FOR REPORT WEEK ENDING 061921  
#####
```

THE FOLLOWING STATES/AGENCIES DID NOT TRANSMIT LADT RECORDS AS OF  
5:30 PM EDT TUESDAY:

THE FOLLOWING STATES/AGENCIES ARE NOT PARTICIPATING IN THE LADT:

CANADA

NOTICE

NOTICE

NOTICE

NOTICE

# LADT Reports-Agent

- LADT Agent Summary Memo – Page 2

WEEKS CLAIMED - COMMUTER CLAIMS RECORDS ARE DUE AT UI-ICON ON THE FIRST MONDAY OF THE MONTH !!! O N L Y !!!!  
THE DATA IS TO BE FOR THE WEEKENDING WHICH CONTAINS THE 12TH OF THE CURRENT AND PREVIOUS MONTHS.

FOR INSTANCE -- ON THE FIRST MONDAY OF JULY, 2021, YOU SHOULD SEND IN WEEKS CLAIMED - COMMUTER CLAIMS DATA FOR W/E 06/12/2021 AND W/E 05/15/2021.

PLEASE MAKE SURE YOU ARE FOLLOWING THESE RULES.

#####

# LADT Reports-Agent

- LADT Agent Summary Report

06/23/21

LIABLE/AGENT DATA TRANSFER

PAGE 0

AGENT SUMMARY REPORT

STATE OF **STATENAME**

FIPS ID IS: **FF**

AGENT STATE COUNTS FOR THE SAT. ENDING DATE: 06/19/21

INITIAL CLAIMS	UI	UCFE	UCX	TOTALS
REG	191	2	0	193
EB	0	0	0	0
FSB	4	0	0	4
AB	0	0	0	0
TOTAL	195	2	0	197
REOPEN/TRANSFER	UI	UCFE	UCX	TOTALS
REG	23	0	0	23
EB	1	0	0	1
FSB	15	0	0	15
AB	0	0	0	0
TOTAL	39	0	0	39
WEEKS CLAIMED -IB	UI	UCFE	UCX	TOTALS
REG	1550	19	3	1572
EB	14	0	0	14
FSB	1185	7	2	1194
AB	0	0	0	0
TOTAL	2749	26	5	2780

# LADT Reports-Agent

- LADT Agent Summary Report – Page 2

06/23/21

LIABLE/AGENT DATA TRANSFER

PAGE 02

AGENT SUMMARY REPORT

STATE OF **STATENAME**

FIPS ID IS: **FF**

INITIAL CLAIMS AGENT STATE COUNTS FOR THE SAT. ENDING DATE: 06/19/21

01 AL ALABAMA	UI	UCFE	UCX	TOTALS
REG	0	0	0	0
EB	0	0	0	0
FSB	0	0	0	0
AB	0	0	0	0
TOTAL	0	0	0	0
02 AK ALASKA	UI	UCFE	UCX	TOTALS
REG	1	0	0	1
EB	0	0	0	0
FSB	1	0	0	1
AB	0	0	0	0
TOTAL	2	0	0	2

# Review



Review errors and warnings so that fixes can be made immediately. Know the reports you receive.



LADT data is important for several reasons:

- Reporting and statistics
- Funding
- UI Integrity
- Reemployment Services
- Third Party use



If in doubt – reach out! Team members from NASWA’s ICON group and Conduent are here to help.

# Key Terms and Definitions

- **LADT:** Liable/Agent Data Transfer - The Interstate Statistical Data Exchange (commonly called Liable/Agent Data Transfer [LADT]) supports the exchange of claims and related statistical data between states.
- **Interstate Claim:** A claim in which the individual has wages in one state but resides in another state and the claimant is not attached to paying state's labor market.
- **Liable State:** The state *against* which an Interstate claim is filed.
- **Agent State:** The state *from* which the Interstate claim is filed.
- **Commuter:** An individual who regularly travels across state lines for employment and is attached to that labor market when filing for benefits.
- **IUR:** Insured Unemployment Rate – This claim data reflects where the individual is *competing* for work and is used to trigger the Extended Benefits (EB) program.
- **TUR:** Total Unemployment Rate – This claim data reflects where the unemployed individual resides. It is used to trigger EB and in determining UI Base Grant funding to states.