

ALABAMA

2023 State of the Workforce Report


Contact Information: Tara Hutchinson, Communications Director, tara.hutchinson@labor.alabama.gov
Online Resources: labor.alabama.gov

STATE WORKFORCE INNOVATIONS



CAREER SKILLS PROGRAM FOR VETERANS

The Opelika Career Center established new partnerships with the City of Opelika Workforce Development Board, the Mayor of Opelika, and the Alabama Department of Corrections to launch the Career Skills Program to assist veterans with career skills, funds for relocation, and more.



IN HOUSE CAREER CENTER FOR SOON-TO-BE-RELEASED INMATES

ADOL worked with the Alabama Department of Corrections and Ingram Technical College to create and launch the state's first in-house career center for female inmates soon to be released. This center was two years in the making and launched in July 2023.



PUTTING ALABAMA TO WORK JOB FAIR SERIES

For the second year, ADOL is working with a major market television news station to increase awareness of WIOA programs available through the career centers and to help match job seekers with employers. Events are held statewide and have been extremely successful.

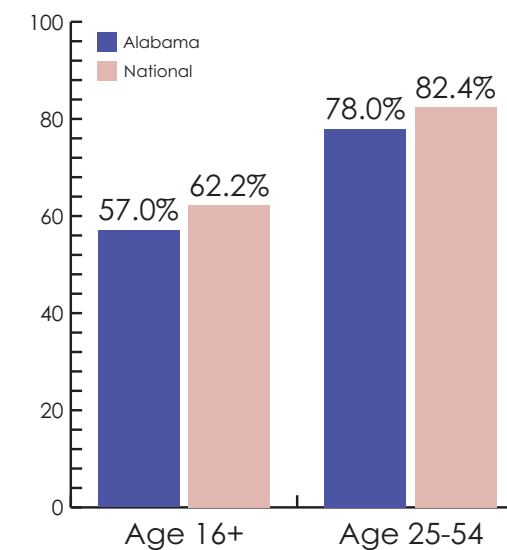
LABOR MARKET INFORMATION

LABOR FORCE DATA (Age 16 & older)

Year-over-Year Change in Job Growth (APR 2022-2023)	2.0% Alabama	2.1% National
Annual Average Unemployment Rate	2.6% Alabama	3.6% National
Annual Average Labor Force	2,286,000	
Percent Change Of Jobs In The State Relative To A Pre-COVID Baseline (FEB 2020 vs APR 2023)	3.2% Alabama	2.4% National
Year-over-Year Change in Total Wages (QCEW Q4 2021 - Q4 2022)	4.3% Alabama	0.6% National

Source: USDOL - BLS

ANNUAL LABOR FORCE PARTICIPATION RATE



Source: USDOL - BLS

WORKFORCE INFORMATION

ALABAMA DEPARTMENT OF LABOR

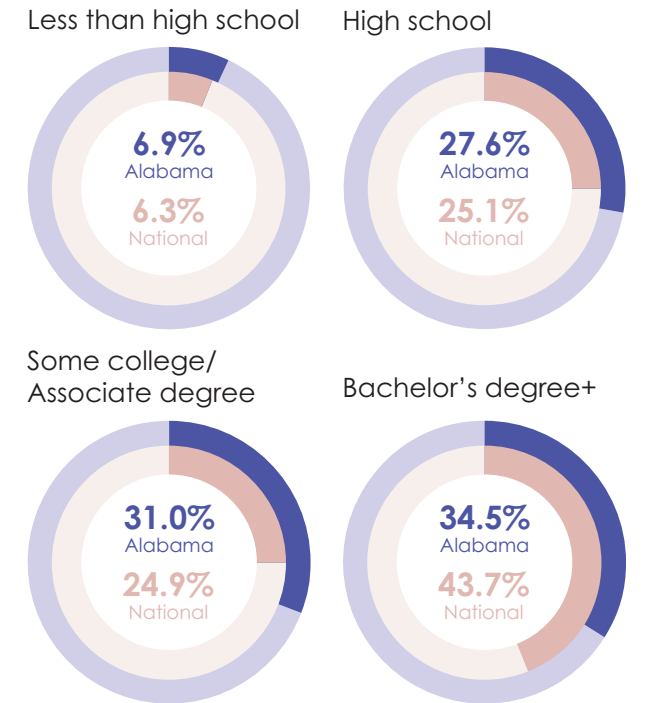
Programs within Agency

- Federal Bonding Program
- Foreign Labor Certification (H-2A and H-2B)
- Labor Market Information
- RESEA
- Trade Adjustment Assistance
- UI
- VETS
- WP
- Work Opportunity Tax Credit
- Workers' Compensation
- WIOA – A, DW, & Y

WIOA Core Programs: Administering Agencies

- Alabama Department of Commerce, Workforce Development Division (WDD) – WIOA (A, DW, Y) programs
- Alabama Department of Postsecondary Education – Adult AE and Family Literacy programs
- Alabama Department of Labor, Employment Services Division – WP programs
- Alabama Department of Vocational Rehabilitation – VR programs

EDUCATION LEVELS (Age 25 & older)



Source: CPS 2022 ANNUAL AVERAGES

NUMBER OF WORKFORCE DEVELOPMENT REGIONS

7

AMERICAN JOB CENTERS

26 Comprehensive Centers
18 Affiliate Centers

KEY INDUSTRIES

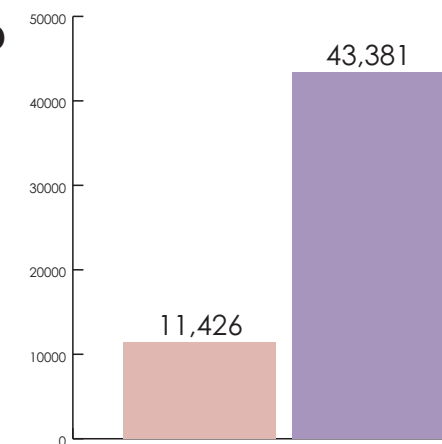
(Top 3 industries for average annual job growth at the super sector level)



Source: APR 2022 - APR 2023, NOT SEASONALLY ADJUSTED

PARTICIPANTS SERVED BY ALABAMA'S WORKFORCE SERVICES

- WIOA (A, DW, Y)
- WP



UNEMPLOYMENT DATA

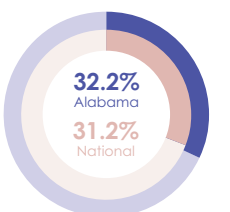
Duration Rate (Q4 CY22)

The average number of weeks people receive unemployment insurance.

7.7 weeks Alabama
14.2 weeks National

Exhaustion Rate

The percentage of individuals receiving unemployment benefits who use all the eligible weeks without finding new employment.



Source: ETA USDOL (2022)