

ARKANSAS

2023 State of the Workforce Report

Contact Information: Zoe Calkins, Communications Director, zoe.calkins@arkansas.gov
Online Resources: dws.arkansas.gov

STATE WORKFORCE INNOVATIONS



PARTNERSHIP WITH USPS OFFERS ID PROOFING AT POST OFFICES

ADWS, USDOL, and USPS partnered to offer UI claimants the option to provide the proof of ID needed to finalize a claim at post offices. The program aims to reduce fraud while ensuring eligible claimants receive benefits regardless of their location or access to technology.



VIRTUAL SIGN IN FOR JOB FAIR ATTENDEE FOLLOW UP

ADWS created an online sign-in form for job fair attendees. To open the form, attendees scan a QR code. Some Workforce Centers set up iPad kiosks for attendees to use. Staff utilize the information collected to follow up with attendees and offer employment services.



NEW COST ALLOCATION SYSTEM

ADWS worked to modernize and automate its cost allocation and reporting processes using SAP S/4HANA Cloud, an enterprise resource planning platform.

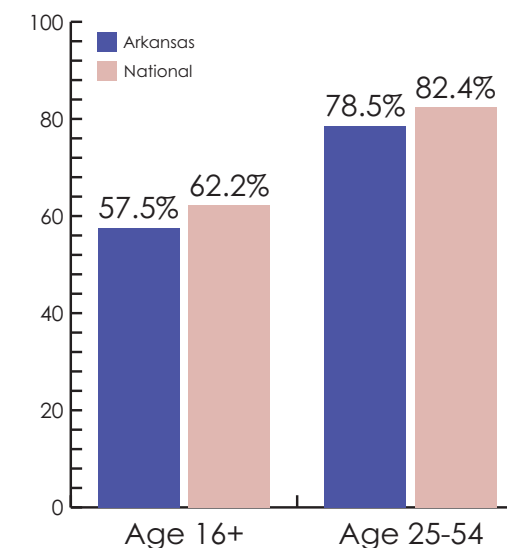
LABOR MARKET INFORMATION

LABOR FORCE DATA (Age 16 & older)

| | | |
|---|-------------------------|-------------------------|
| Year-over-Year Change in Job Growth (APR 2022-2023) | 2.5% Arkansas | 2.1% National |
| Annual Average Unemployment Rate | 3.3% Arkansas | 3.6% National |
| Annual Average Labor Force | 1,369,000 | |
| Percent Change Of Jobs In The State Relative To A Pre-COVID Baseline (FEB 2020 vs APR 2023) | 5.5% Arkansas | 2.4% National |
| Year-over-Year Change in Total Wages (QCEW Q4 2021 - Q4 2022) | 3.2% Arkansas | 0.6% National |

Source: USDOL - BLS

ANNUAL LABOR FORCE PARTICIPATION RATE



Source: USDOL - BLS

WORKFORCE INFORMATION

ARKANSAS DIVISION OF WORKFORCE SERVICES

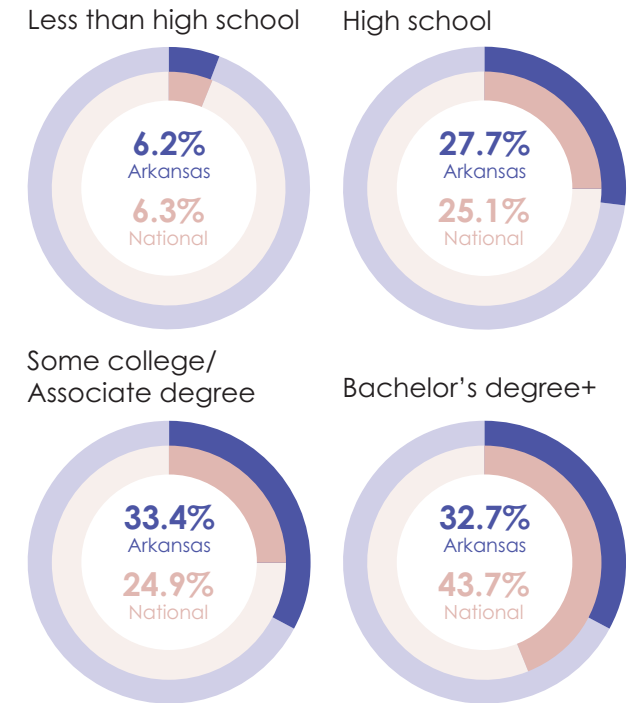
Programs within Agency

- Workforce Innovation and Opportunity Act (WIOA) Adult, Dislocated Worker, and Youth
- Adult Education
- Arkansas Rehabilitation Services (VR)
- Division of Services for the Blind (VR)
- Wagner-Peyser Employment Services
- Unemployment Insurance
- Labor Market Information and BLS Programs
- Reemployment Services & Eligibility Assessment Program
- Trade Adjustment Assistance
- Jobs for Veterans State Grants Program
- MSFW Program
- Work Opportunity Tax Credit
- Career Readiness Certificates
- New Hire Registry

WIOA Core Programs: Administering Agencies

- Arkansas Division of Workforce Services

EDUCATION LEVELS (Age 25 & older)



Source: CPS 2022 ANNUAL AVERAGES

NUMBER OF WORKFORCE DEVELOPMENT REGIONS

10

AMERICAN JOB CENTERS

10 Comprehensive Centers
19 Affiliate Centers

KEY INDUSTRIES

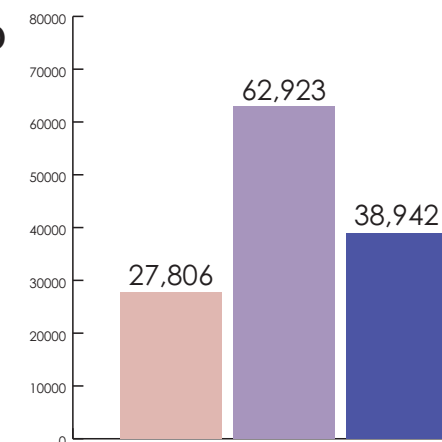
(Top 3 industries for average annual job growth at the super sector level)



Source: APR 2022 - APR 2023, NOT SEASONALLY ADJUSTED

PARTICIPANTS SERVED BY ARKANSAS' WORKFORCE SERVICES

- WIOA (A, DW, Y, VR, AE)
- WP
- WP Self-Served (using online services)



UNEMPLOYMENT DATA

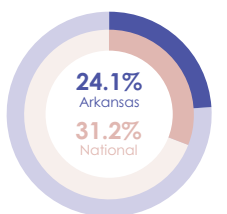
Duration Rate (Q4 CY22)

The average number of weeks people receive unemployment insurance.

9.2 weeks Arkansas
14.2 weeks National

Exhaustion Rate

The percentage of individuals receiving unemployment benefits who use all the eligible weeks without finding new employment.



Source: ETA USDOL (2022)