

# ARIZONA

## 2023 State of the Workforce Report

Online Resources: [azdes.gov](http://azdes.gov)

Contact Information: Jillian Seamans, Public Information Officer, [jseamans@azdes.gov](mailto:jseamans@azdes.gov)  
Alineth Gamero-Hernandez, Policy Administrator, [agamero-hernandez@azdes.gov](mailto:agamero-hernandez@azdes.gov)

### STATE WORKFORCE INNOVATIONS



#### UNEMPLOYMENT INSURANCE SYSTEM MODERNIZATION

Arizona has deployed a system modernization initiative for the Unemployment Insurance Benefits program, replacing the decades-old system with new technology to improve system functionality and enhance the client experience overall.



#### RSA SYSTEM MODERNIZATION

Arizona has deployed a system modernization initiative for the Rehabilitation Services programs. The new system will increase the program's ability to provide timely and quality services to clients and vendors and includes improved data reporting and analytics.



#### PARTNERS FOR REENTRY OPPORTUNITIES IN WORKFORCE DEVELOPMENT (PROWD) GRANT

This initiative is a collaboration between the U.S. Department of Justice (DOJ), the U.S. Department of Labor (DOL), and the Arizona Department of Economic Security (ADES), which aims to reduce the recidivism among program participants that is caused by having significant barriers to employment. This initiative will aid in improving employment outcomes among program participants, strengthening communities and public safety where grant programs operate.

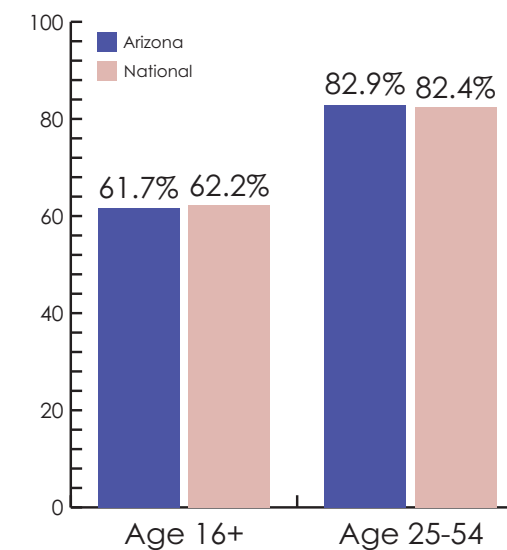
### LABOR MARKET INFORMATION

#### LABOR FORCE DATA (Age 16 & older)

Year-over-Year Change in Job Growth (APR 2022-2023)	<b>2.0%</b> Arizona	<b>2.1%</b> National
Annual Average Unemployment Rate	<b>3.8%</b> Arizona	<b>3.6%</b> National
Annual Average Labor Force	<b>3,615,000</b>	
Percent Change Of Jobs In The State Relative To A Pre-COVID Baseline (FEB 2020 vs APR 2023)	<b>5.0%</b> Arizona	<b>2.4%</b> National
Year-over-Year Change in Total Wages (QCEW Q4 2021 - Q4 2022)	<b>2.7%</b> Arizona	<b>0.6%</b> National

Source: USDOL - BLS

#### ANNUAL LABOR FORCE PARTICIPATION RATE



Source: USDOL - BLS

### WORKFORCE INFORMATION

#### ARIZONA DEPARTMENT OF ECONOMIC SECURITY

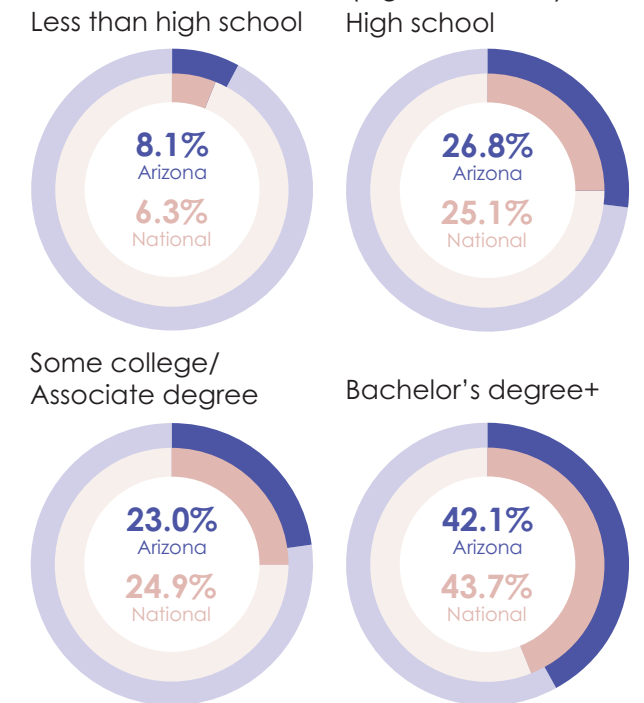
##### Programs within Agency

- Child Care
- REO
- SCSEP
- SNAP
- TANF
- Trade Adjustment Assistance
- UI
- VETS
- VR
- WP
- WIOA – A, DW, & Y

##### WIOA Core Programs: Administering Agencies

- Arizona Department of Economic Security – WIOA (A, DW, Y), WP and VR programs
- Arizona Department of Education – AE programs

#### EDUCATION LEVELS (Age 25 & older)



Source: CPS 2022 ANNUAL AVERAGES

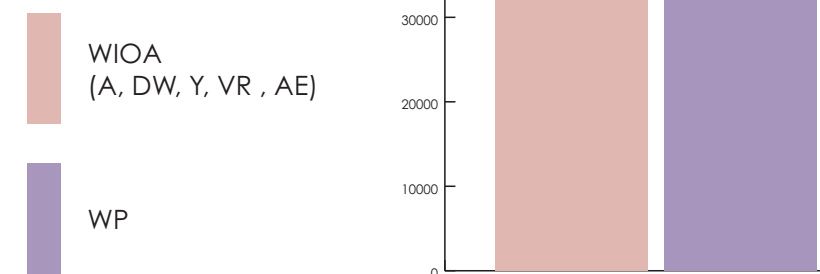
#### NUMBER OF WORKFORCE DEVELOPMENT REGIONS

12

#### AMERICAN JOB CENTERS

20 Comprehensive Centers  
35 Affiliate Centers

#### PARTICIPANTS SERVED BY ARIZONA'S WORKFORCE SERVICES



#### KEY INDUSTRIES

(Top 3 industries for average annual job growth at the super sector level)



Source: APR 2022 - APR 2023, NOT SEASONALLY ADJUSTED

#### UNEMPLOYMENT DATA

**Duration Rate (Q4 CY22)**  
The average number of weeks people receive unemployment insurance.

**13.1 weeks** Arizona  
**14.2 weeks** National

**Exhaustion Rate**  
The percentage of individuals receiving unemployment benefits who use all the eligible weeks without finding new employment.

Source: ETA USDOL (2022)

