

COLORADO

2023 State of the Workforce Report

Contact Information: Cher Haavind, cher.haavind@state.co.us
Online Resources: colorado.gov/cdle

STATE WORKFORCE INNOVATIONS



ADVANCING JOB QUALITY

Colorado developed the Job Quality Framework to provide practical steps local communities, employers, and leaders can take to improve job quality. The Good Jobs Pilot program provides employers access to assessment tools and consulting services at no cost. For more: cwdc.colorado.gov/job-quality



SERVICES AND SUPPORT TO HELP EMPLOYERS THRIVE

CDLE launched a suite of compliance assistance and regulatory support resources including employer toolkits and 25+ Interpretive Notice & Formal Opinions (INFOs) to help employers navigate new legislation involving equal pay for equal work, paid family leave and more. famli.colorado.gov/employers/famli-toolkit-for-employers



COLORADO CAREER TRAIL GUIDE

In March of 2023, CDLE launched the CO Career Trail Guide, a portal that connects jobseekers with personalized career pathways, creating greater opportunities for economic success. The portal delivers highly customized recommendations based on users work history, unique skills and identified job search priorities. careertrailguide.co/login#/login

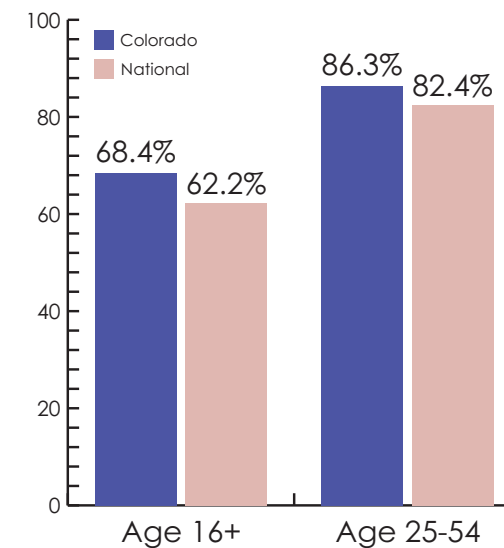
LABOR MARKET INFORMATION

LABOR FORCE DATA (Age 16 & older)

Year-over-Year Change in Job Growth (APR 2022-2023)	0.5% Colorado	2.1% National
Annual Average Unemployment Rate	3.0% Colorado	3.6% National
Annual Average Labor Force	3,201,000	
Percent Change Of Jobs In The State Relative To A Pre-COVID Baseline (FEB 2020 vs APR 2023)	3.0% Colorado	2.4% National
Year-over-Year Change in Total Wages (QCEW Q4 2021 - Q4 2022)	2.2% Colorado	0.6% National

Source: USDOL - BLS

ANNUAL LABOR FORCE PARTICIPATION RATE



Source: USDOL - BLS

WORKFORCE INFORMATION

COLORADO DEPARTMENT OF LABOR AND EMPLOYMENT

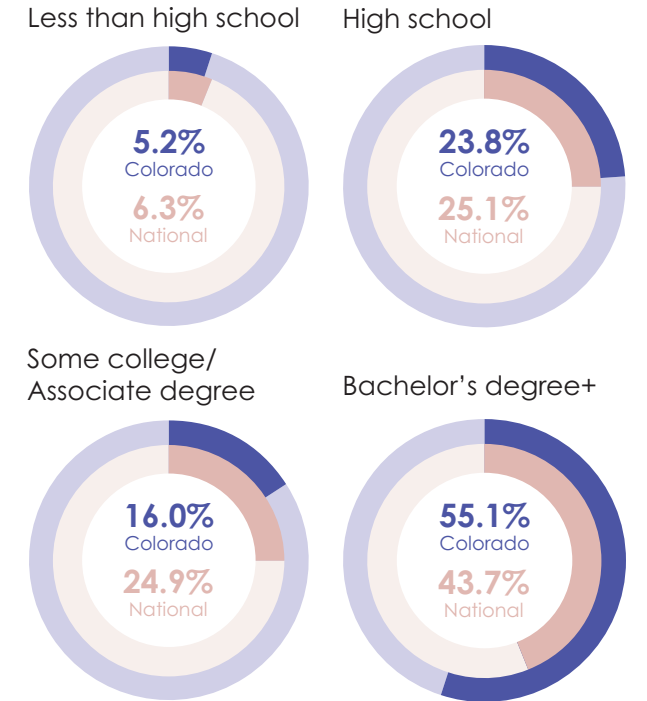
Programs within Agency

- Labor Market Information
- Oil and Public Safety
- Trade Adjustment Assistance
- FAMLI
- UI
- VETS
- VR
- Wage and Hour
- WP
- Workers' Compensation
- WIOA – A, DW, & Y
 - Office of New Americans (ONA)
 - Office of Just Transition (OJT)
 - Office of the Future of Work (OFOW)
 - Colorado Workforce Development Council (CWDC)

WIOA Core Programs: Administering Agencies

- Colorado Department of Labor and Employment - WIOA (A, DW, Y), WP and VR programs
- Colorado Department of Education - AE and Family Literacy program

EDUCATION LEVELS (Age 25 & older)



Source: CPS 2022 ANNUAL AVERAGES

NUMBER OF WORKFORCE DEVELOPMENT AREAS

10

AMERICAN JOB CENTERS

13 Comprehensive Centers
17 Affiliate Centers

KEY INDUSTRIES

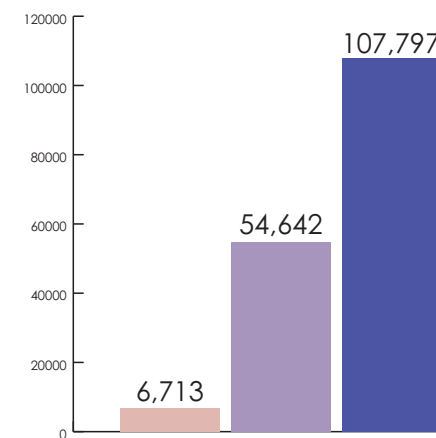
(Top 3 industries for absolute job growth change at the super sector level)



Source: APR 2022 - APR 2023, NOT SEASONALLY ADJUSTED

PARTICIPANTS SERVED BY COLORADO'S WORKFORCE SERVICES

- WIOA (A, DW, Y)
- WP
- WP Self-Served (using online services)



UNEMPLOYMENT DATA

Duration Rate (Q4 CY22)
The average number of weeks people receive unemployment insurance.

12.5 weeks Colorado
14.2 weeks National

Exhaustion Rate
The percentage of individuals receiving unemployment benefits who use all the eligible weeks without finding new employment.

Source: ETA USDOL (2022)

