

CONNECTICUT

2023 State of the Workforce Report

Contact Information: Juliet Manalan, Communications Director, juliet.manalan@ct.gov
Online Resources: ct.gov/dol

STATE WORKFORCE INNOVATIONS



CTDOL'S UNEMPLOYED WORKERS' ADVOCATE

CTDOL's Unemployed Workers' Advocate is a new unit designed to reduce barriers unemployment benefits. Through 1:1 case management, UWA staff assists filers navigating benefits, appeals, and complex claims. Since 2022, the unit has handled nearly 1,600 cases, 38% of which are referrals from legislative offices. portal.ct.gov/dol/divisions/unemployed-workers-advocate?language=en_US



REEMPLOYCT

In July 2022, CTDOL launched ReEmployCT, Connecticut's new unemployment tax and benefits system. ReEmployCT replaced CTDOL's 40-year-old legacy systems and streamlines processes for filers and employers. The ReEmploy coalition of states helps each state save operational dollars and brings federal funding into state systems. portal.ct.gov/dolui/reemployctinfo



NEW MULTI-AGENCY INITIATIVES

Governor Ned Lamont and CTDOL Commissioner Danté Bartolomeo announced the launch of new multi-agency initiatives to bolster educator hiring. A \$3 million investment supports a new teacher Registered Apprenticeship Program; provides paraeducator hiring resources; and will expand educator diversity through new high school training programs. portal.ct.gov/Office-of-the-Governor/News/Press-Releases/2023/05-2023/Governor-Lamont-Announces-Targeted-State-Investments-To-Increase-School-Staffing

LABOR MARKET INFORMATION

LABOR FORCE DATA (Age 16 & older)

Year-over-Year Change in Job Growth (APR 2022-2023)
 Connecticut: **0.9%**
 National: **2.1%**

Annual Average Unemployment Rate
 Connecticut: **4.2%**
 National: **3.6%**

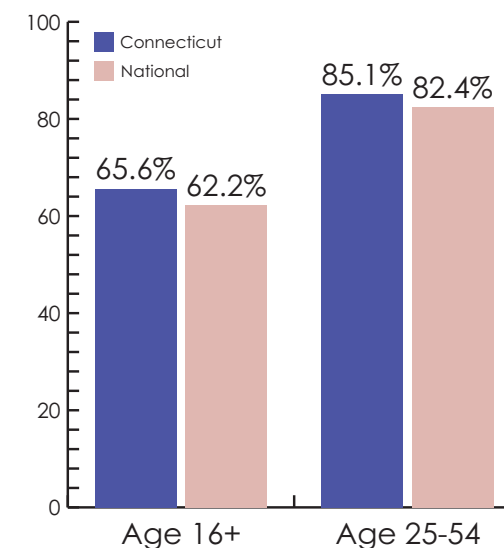
Annual Average Labor Force
1,932,000

Percent Change Of Jobs In The State Relative To A Pre-COVID Baseline (FEB 2020 vs APR 2023)
 Connecticut: **0.1%**
 National: **2.4%**

Year-over-Year Change in Total Wages (QCEW Q4 2021 - Q4 2022)
 Connecticut: **0.9%**
 National: **0.6%**

Source: USDOL - BLS

ANNUAL LABOR FORCE PARTICIPATION RATE



Source: USDOL - BLS

WORKFORCE INFORMATION

CONNECTICUT DEPARTMENT OF LABOR

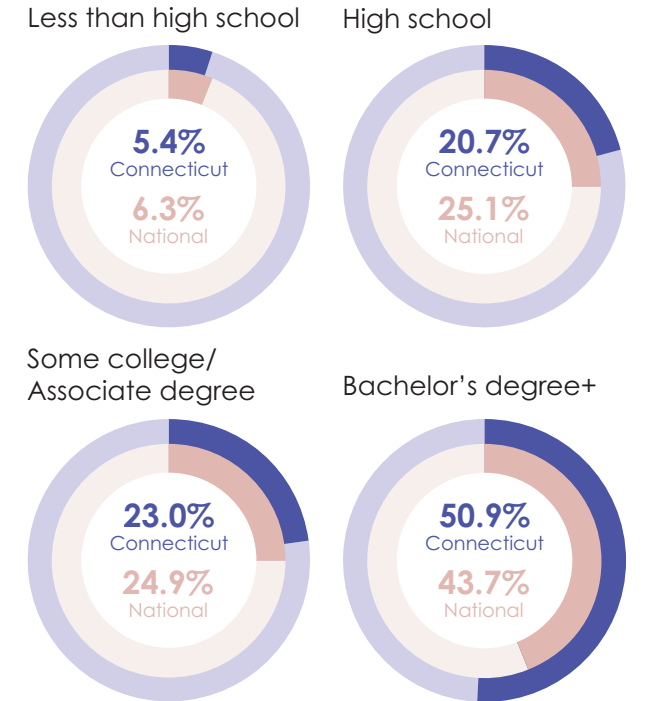
Programs within Agency

- Apprenticeship
- Board of Labor Relations
- Board of Mediation and Arbitration
- CONN-OSHA
- Homeless Veterans Employment Program
- JFES for TANF recipients
- Labor Market Information
- RESEA
- Trade Adjustment Assistance
- UI
- VETS
- Wage and Hour
- WP
- Work Opportunity Tax Credit
- WIOA – A, DW, & Y

WIOA Core Programs: Administering Agencies

- Connecticut Department of Labor – WIOA (A, DW, Y) and WP programs
- Connecticut State Department of Education – AE and Family Literacy programs
- Connecticut Department of Aging and Disability Services – VR programs

EDUCATION LEVELS (Age 25 & older)



Source: CPS 2022 ANNUAL AVERAGES

NUMBER OF WORKFORCE DEVELOPMENT REGIONS


5

AMERICAN JOB CENTERS

6 Comprehensive Centers
11 Affiliate Centers

KEY INDUSTRIES

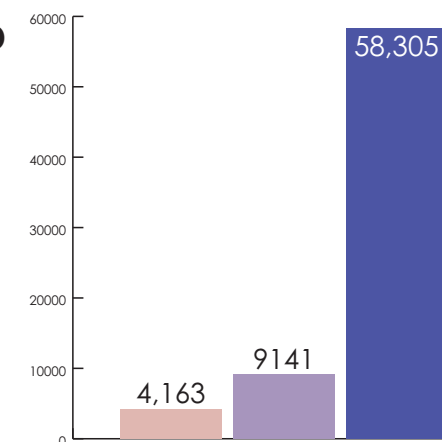
(Top 3 industries for average annual job growth at the super sector level)



Source: APR 2022 - APR 2023, NOT SEASONALLY ADJUSTED

PARTICIPANTS SERVED BY CONNECTICUT'S WORKFORCE SERVICES

- WIOA (A, DW, Y, VR, AE)
- WP
- WP Self-Served (using online services)



UNEMPLOYMENT DATA

Duration Rate (Q4 CY22)
 The average number of weeks people receive unemployment insurance.

Connecticut: **12.7 weeks**
 National: **14.2 weeks**

Exhaustion Rate
 The percentage of individuals receiving unemployment benefits who use all the eligible weeks without finding new employment.

Source: ETA USDOL (2022)

