

FLORIDA

2023 State of the Workforce Report

Contact Information: Rose Hebert, Communications Director, rose.hebert@commerce.fl.gov
Online Resources: floridajobs.org

STATE WORKFORCE INNOVATIONS



CREDENTIALS REVIEW COMMITTEE AND CLIFF DASHBOARD

It's not surprising that Lightcast recently ranked Florida #1 in talent attraction because Florida is home to powerful workforce innovations like the Florida Credentials Review Committee and CareerSource Florida's CLIFF Dashboard, which helps working families as they progress toward economic mobility and prosperity. careersourceflorida.com/boardroom/florida-credentials-review-committee | analytics.careersourceflorida.com/cliff



MULTI-AGENCY INITIATIVE IN THE SPACE COAST

In September 2022, Governor Ron DeSantis announced a \$30 million multi-agency initiative to support workforce development in the Space Coast region by identifying high-demand industries and matching them with workforce education opportunities. Industries benefiting from these investments include aviation and aerospace, defense, manufacturing, and more. flgov.com/2022/09/16/governor-ron-desantis-awards-nearly-30-million-through-groundbreaking-initiative-to-support-workforce-development-in-floridas-space-coast/



DATA WAREHOUSE & CLOUD MIGRATION

In January 2022, a Data Warehouse was established to store and report Reemployment Assistance data, enhancing the system's performance. Additionally, the Cloud Migration project transitioned the system from operating on hardware servers to a cloud-based environment, allowing system access during periods of high demand.

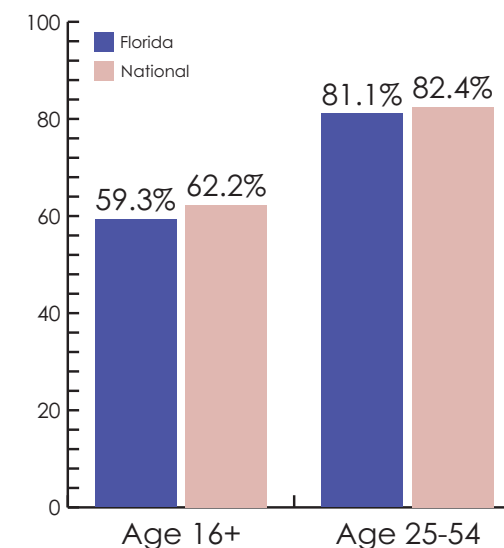
LABOR MARKET INFORMATION

LABOR FORCE DATA (Age 16 & older)

Year-over-Year Change in Job Growth (APR 2022-2023)	3.5% Florida	2.1% National
Annual Average Unemployment Rate	2.9% Florida	3.6% National
Annual Average Labor Force	10,762,000	
Percent Change Of Jobs In The State Relative To A Pre-COVID Baseline (FEB 2020 vs APR 2023)	6.6% Florida	2.4% National
Year-over-Year Change in Total Wages (QCEW Q4 2021 - Q4 2022)	3.3% Florida	0.6% National

Source: USDOL - BLS

ANNUAL LABOR FORCE PARTICIPATION RATE



Source: USDOL - BLS

WORKFORCE INFORMATION

FLORIDA DEPARTMENT OF COMMERCE

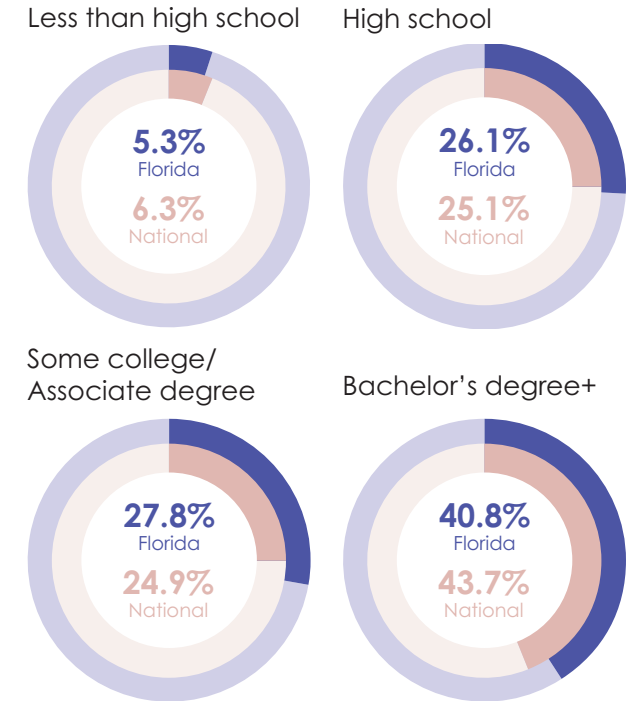
Programs within Agency

- Community Development
- Economic Development
- Labor Market Information
- Workforce Programs
- SNAP E&T
- TANF
- RESEA
- Trade Adjustment Assistance
- UI (Reemployment Assistance)
- VETS
- WP
- WIOA – A, DW, & Y

WIOA Core Programs: Administering Agencies

- Florida Department of Commerce – WIOA (A, DW, Y) and WP programs
- Florida Department of Education – AE and Family Literacy programs
- Florida Department of Education, Division of Vocational Rehabilitation – VR programs

EDUCATION LEVELS (Age 25 & older)



Source: CPS 2022 ANNUAL AVERAGES

NUMBER OF WORKFORCE DEVELOPMENT REGIONS

24

AMERICAN JOB CENTERS

73 Comprehensive Centers
34 Affiliate Centers

KEY INDUSTRIES

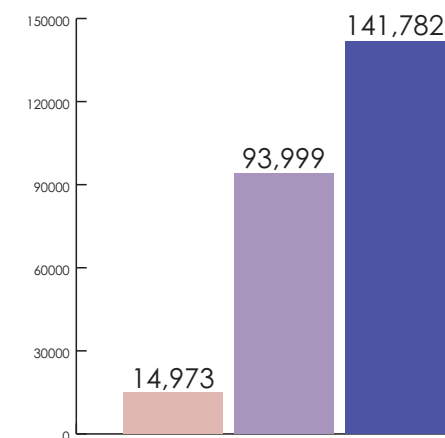
(Top 3 industries for average annual job growth at the super sector level)



Source: APR 2022 - APR 2023, NOT SEASONALLY ADJUSTED

PARTICIPANTS SERVED BY FLORIDA'S WORKFORCE SERVICES

- WIOA (A, DW, Y)
- WP
- WP Self-Served (using online services)



UNEMPLOYMENT DATA

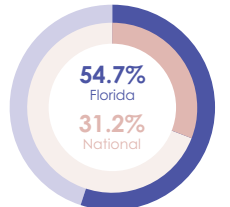
Duration Rate (Q4 CY22)

The average number of weeks people receive unemployment insurance.

9.8 weeks Florida
14.2 weeks National

Exhaustion Rate

The percentage of individuals receiving unemployment benefits who use all the eligible weeks without finding new employment.



Source: ETA USDOL (2022)