

# HAWAII

## 2023 State of the Workforce Report

**Contact Information:** Bill Kunstman, Deputy Director, Ka 'Oihana Pono Limahana, [william.g.kunstman@hawaii.gov](mailto:william.g.kunstman@hawaii.gov)  
**Online Resources:** [labor.hawaii.gov/wdd](http://labor.hawaii.gov/wdd)

### STATE WORKFORCE INNOVATIONS



#### HAWAII CAREER ACCELERATION NAVIGATOR (HI CAN)

Hawaii is developing a digital job hub connecting unemployment insurance claimants and job seekers to high-impact career pathways. To learn more visit: [labor.hawaii.gov/blog/state-makes-searching-for-a-job-easier](http://labor.hawaii.gov/blog/state-makes-searching-for-a-job-easier)



#### HELE IMUA: STATE OF HAWAII INTERNSHIP PROGRAM

Hele Imua is a 12-week internship that provides eligible candidates real on-the-job work experience and exposure to various high-demand occupations in state government that may transition into a possible career in state government. To learn more, visit: [labor.hawaii.gov/wdd/hele-imua-state-of-hawaii-internship-program](http://labor.hawaii.gov/wdd/hele-imua-state-of-hawaii-internship-program)



#### EMPLOYMENT AND TRAINING FUND

The Employment and Training Fund provides grants to businesses to upgrade the skills of their workforce from entry-level to top management. Employers can refer employees to non-credit, short-term courses and the fund provides 50% tuition assistance, up to \$400. To learn more, visit: [labor.hawaii.gov/wdd/employers/etf/micro](http://labor.hawaii.gov/wdd/employers/etf/micro)

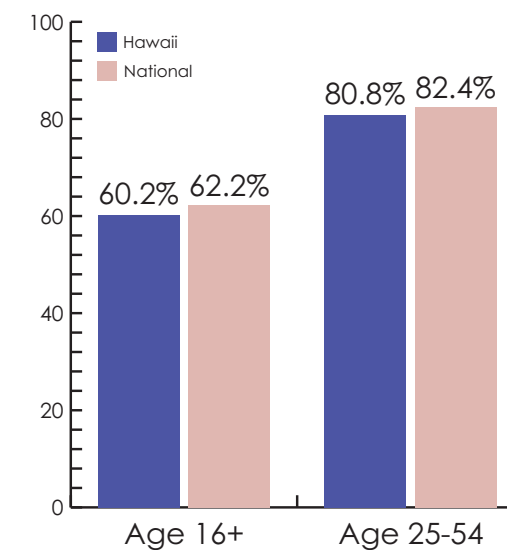
### LABOR MARKET INFORMATION

#### LABOR FORCE DATA (Age 16 & older)

Year-over-Year Change in Job Growth (APR 2022-2023)	<b>2.8%</b> Hawaii	<b>2.1%</b> National
Annual Average Unemployment Rate	<b>3.5%</b> Hawaii	<b>3.6%</b> National
Annual Average Labor Force	<b>676,000</b>	
Percent Change Of Jobs In The State Relative To A Pre-COVID Baseline (FEB 2020 vs APR 2023)	<b>-4.7%</b> Hawaii	<b>2.4%</b> National
Year-over-Year Change in Total Wages (QCEW Q4 2021 - Q4 2022)	<b>3.8%</b> Hawaii	<b>0.6%</b> National

Source: USDOL - BLS

#### ANNUAL LABOR FORCE PARTICIPATION RATE



Source: USDOL - BLS

### WORKFORCE INFORMATION

#### HAWAII WORKFORCE DEVELOPMENT DIVISION

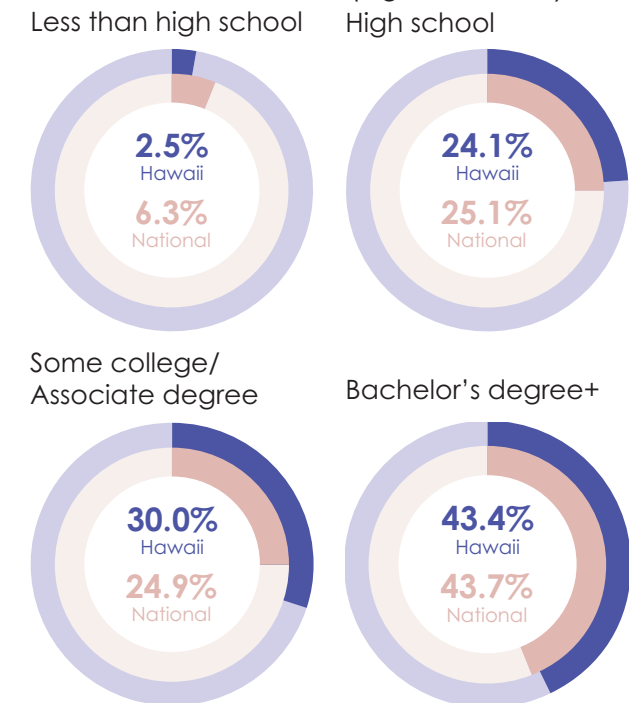
##### Programs within Agency

- WIOA – A, DW, & Y

##### WIOA Core Programs: Administering Agencies

- Department of Labor and Industrial Relations, Workforce Development Council – WIOA (A, DW, Y) programs
- Department of Education – AE and Family Literacy programs
- Department of Labor and Industrial Relations, Workforce Development Division – WP programs
- Department of Human Services, Division of Vocational Rehabilitation – VR programs

#### EDUCATION LEVELS (Age 25 & older)



Source: CPS 2022 ANNUAL AVERAGES

#### NUMBER OF WORKFORCE DEVELOPMENT REGIONS

**4**

#### AMERICAN JOB CENTERS

- 3** Comprehensive Centers
- 2** Affiliate Centers

#### KEY INDUSTRIES

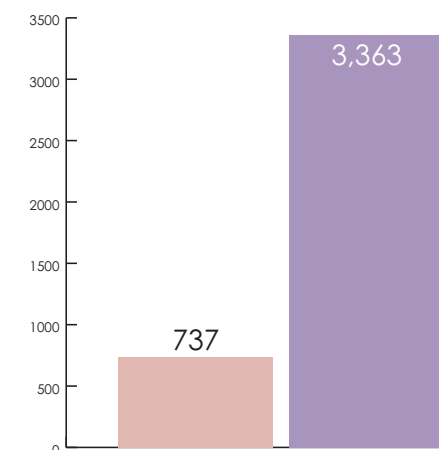
(Top 3 industries for average annual job growth at the super sector level)



Source: APR 2022 - APR 2023, NOT SEASONALLY ADJUSTED

#### PARTICIPANTS SERVED BY HAWAII'S WORKFORCE SERVICES

- WIOA (A, DW, Y, VR, AE)
- WP



#### UNEMPLOYMENT DATA

**Duration Rate (Q4 CY22)**  
The average number of weeks people receive unemployment insurance.

**15.5 weeks** Hawaii  
**14.2 weeks** National

**Exhaustion Rate**  
The percentage of individuals receiving unemployment benefits who use all the eligible weeks without finding new employment.

Source: ETA USDOL (2022)

