


STATE WORKFORCE INNOVATIONS



REEMPLOYMENT CASE MANAGEMENT

Iowa refocused on reemployment by providing services to claimants beginning on day 1 of filing a claim. New work-search requirements, direct referrals, and reemployment activities reduced overall benefits paid by \$150M and the average benefits duration from 13 to 9.7 weeks, the lowest since 1967.



ALIGNMENT OF WORKFORCE PROGRAMS

As part of a state government reorganization, Governor Reynolds proposed bringing workforce programs together at IWD. This included all four WIOA programs as well as apprenticeships, internships, and work-based learning, all of which will increase accessibility and help Iowa better leverage available funding.



BUSINESS ENGAGEMENT DIVISION

Governor Reynolds established the new Business Engagement Division within IWD to create a one stop shop for employers navigating the workforce landscape. Launched in 2022, the division delivered critical workforce solutions directly to Iowa businesses through thousands of meetings and connections to workforce programs.

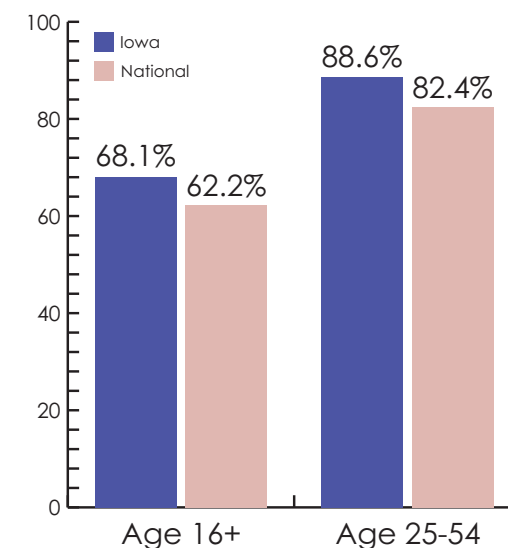
LABOR MARKET INFORMATION

LABOR FORCE DATA (Age 16 & older)

Year-over-Year Change in Job Growth (APR 2022-2023)	1.4% Iowa	2.1% National
Annual Average Unemployment Rate	2.7% Iowa	3.6% National
Annual Average Labor Force	1,717,000	
Percent Change Of Jobs In The State Relative To A Pre-COVID Baseline (FEB 2020 vs APR 2023)	1.6% Iowa	2.4% National
Year-over-Year Change in Total Wages (QCEW Q4 2021 - Q4 2022)	1.0% Iowa	0.6% National

Source: USDOL - BLS

ANNUAL LABOR FORCE PARTICIPATION RATE



Source: USDOL - BLS

WORKFORCE INFORMATION

IOWA WORKFORCE DEVELOPMENT

Programs within Agency

- AEL
- Disability Determination Services
- Federal Bonding Program
- Foreign Labor Certification
- Labor Market Information
- MSFW Services
- NDWG
- PROMISE JOBS (TANF E&T)
- RESEA
- Registered Apprenticeship/ Iowa Office of Apprenticeship
- SCSEP
- SNAP E&T Intermediary
- Trade Adjustment Assistance
- UI
- VETS
- VR Services
- WP
- Work Opportunity Tax Credit
- WIOA Title I – A, DW, Y

WIOA Core Programs: Administering Agencies

- Iowa Workforce Development - WIOA (A, DW, Y), Adult Education and Family Literacy (AEFLA), Employment Service, VR, VR Services Division and Department for the Blind programs

NUMBER OF WORKFORCE DEVELOPMENT AREAS

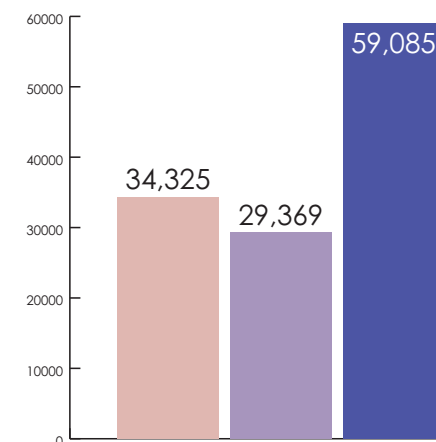


AMERICAN JOB CENTERS

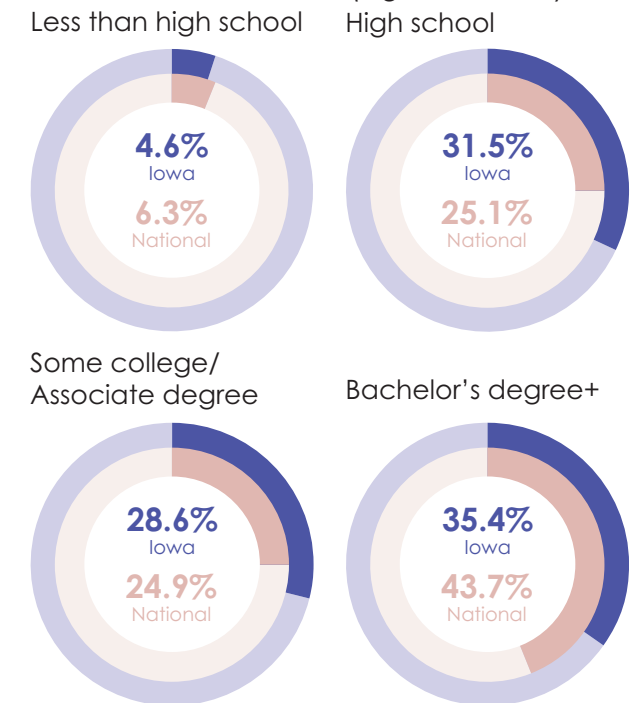


PARTICIPANTS SERVED BY IOWA'S WORKFORCE SERVICES

- WIOA (A, DW, Y, VR, AE)
- WP
- WP Self-Served (using online services)



EDUCATION LEVELS (Age 25 & older)



Source: CPS 2022 ANNUAL AVERAGES

KEY INDUSTRIES

(Top 3 industries for average annual job growth at the super sector level)



Source: APR 2022 - APR 2023, NOT SEASONALLY ADJUSTED

UNEMPLOYMENT DATA

Duration Rate (Q4 CY22)
The average number of weeks people receive unemployment insurance.



Exhaustion Rate
The percentage of individuals receiving unemployment benefits who use all the eligible weeks without finding new employment.

Source: ETA USDOL (2022)

