

### STATE WORKFORCE INNOVATIONS



#### K-12 INITIATIVE WITH BOOPER DREAMS BIG

"Booper Dreams Big" is a children's book created by Apprenticeship Idaho about a dog who channels his love for the stars into a career opportunity and becomes an apprentice. This book is available in English and Spanish. The books are free and available to schools. Comprehension and sequencing activities were also created. Learn more: [www.labor.idaho.gov/dnn/Job-Seekers/On-the-Job-Training/Apprenticeships#booper](http://www.labor.idaho.gov/dnn/Job-Seekers/On-the-Job-Training/Apprenticeships#booper)



#### IDAHO CAREER ACCELERATION PROGRAM

Job seekers can meet one-on-one with Idaho Department of Labor career consultants and create a customized career and job search plan. This makes the employment process much faster and the service is available to everyone. More than 1,591 Idahoans have enrolled in the program since its inception in January of 2022. [www.labor.idaho.gov/dnn/Portals/0/Publications/Career-Acceleration-Program.pdf](http://www.labor.idaho.gov/dnn/Portals/0/Publications/Career-Acceleration-Program.pdf)



#### UNEMPLOYMENT INSURANCE (UI) NAVIGATOR PROGRAM

To assist more Idahoans, the Idaho Department of Labor created this program to help people apply for UI benefits and to understand the system. Many navigators were placed at mobile locations around the state to reach job seekers who might not have the resources to access internet and a computer. [www.labor.idaho.gov/dnn/Unemployment-Benefits/Program-Overview#6](http://www.labor.idaho.gov/dnn/Unemployment-Benefits/Program-Overview#6)

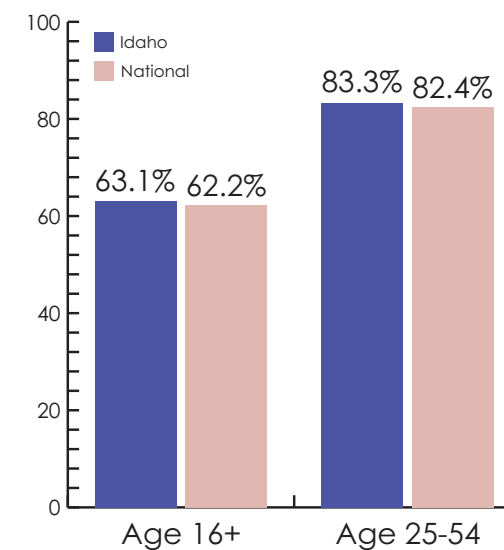
### LABOR MARKET INFORMATION

#### LABOR FORCE DATA (Age 16 & older)

Year-over-Year Change in Job Growth (APR 2022-2023)	<b>3.1%</b> Idaho	<b>2.1%</b> National
Annual Average Unemployment Rate	<b>2.7%</b> Idaho	<b>3.6%</b> National
Annual Average Labor Force	<b>951,000</b>	
Percent Change Of Jobs In The State Relative To A Pre-COVID Baseline (FEB 2020 vs APR 2023)	<b>10.6%</b> Idaho	<b>2.4%</b> National
Year-over-Year Change in Total Wages (QCEW Q4 2021 - Q4 2022)	<b>3.7%</b> Idaho	<b>0.6%</b> National

Source: USDOL - BLS

#### ANNUAL LABOR FORCE PARTICIPATION RATE



Source: USDOL - BLS

### WORKFORCE INFORMATION

#### IDAHO DEPARTMENT OF LABOR

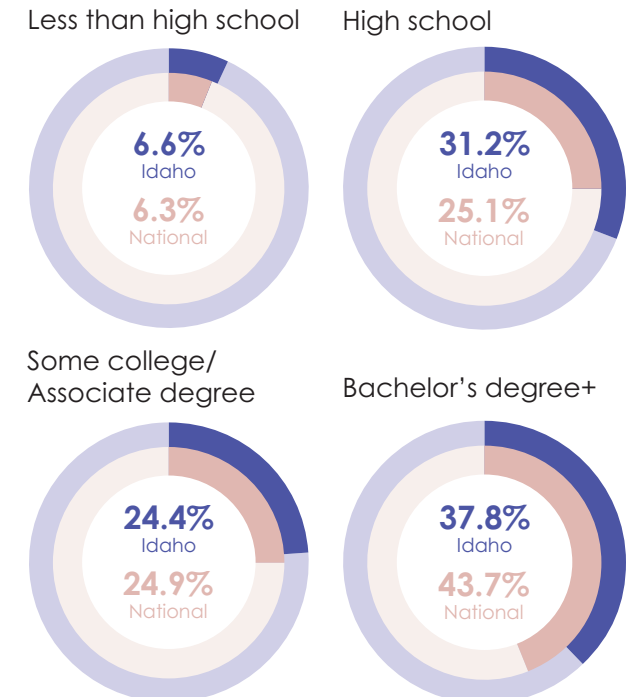
##### Programs within Agency

- Labor Market Information
- Trade Adjustment Assistance
- UI
- VETS
- Wage and Hour
- WP
- WIOA – (A, DW, & Y)

##### WIOA Core Programs: Administering Agencies

- Idaho Department of Labor – WIOA (A, DW, Y) and WP programs
- Idaho Division of Career-Technical Education – AE programs
- Idaho Division of Vocational Rehabilitation and Idaho Commission for the Blind and Visually Impaired – VR programs
- Idaho Workforce Development Council - Independent office under the Governor, coordinates state workforce development and outreach efforts, administers the Idaho Workforce Development Training Fund

#### EDUCATION LEVELS (Age 25 & older)



Source: CPS 2022 ANNUAL AVERAGES

#### NUMBER OF WORKFORCE DEVELOPMENT REGIONS

6

#### AMERICAN JOB CENTERS

- 7 Comprehensive Centers
- 3 Affiliate Centers

#### KEY INDUSTRIES

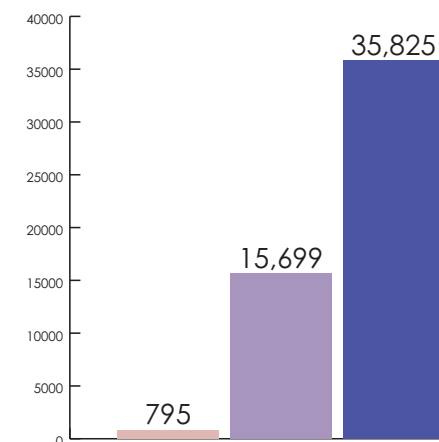
(Top 3 industries for average annual job growth at the super sector level)



Source: APR 2022 - APR 2023, NOT SEASONALLY ADJUSTED

#### PARTICIPANTS SERVED BY IDAHO'S WORKFORCE SERVICES

- WIOA (A, DW, Y)
- WP
- WP Self-Served (using online services)



#### UNEMPLOYMENT DATA

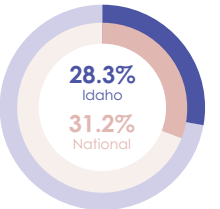
##### Duration Rate (Q4 CY22)

The average number of weeks people receive unemployment insurance.

**8.8 weeks** Idaho      **14.2 weeks** National

##### Exhaustion Rate

The percentage of individuals receiving unemployment benefits who use all the eligible weeks without finding new employment.



Source: ETA USDOL (2022)