

# KANSAS

## 2023 State of the Workforce Report

Online Resources: [dol.ks.gov](http://dol.ks.gov) | [kansascommerce.gov](http://kansascommerce.gov)

Contact Information: Becky Shaffer, Communications Director, [becky.shaffer@ks.gov](mailto:becky.shaffer@ks.gov)  
 Delaine Williams, Outreach Coordinator, [delaine.williams@ks.gov](mailto:delaine.williams@ks.gov)

### STATE WORKFORCE INNOVATIONS



#### GROWTH OF KANSAS OFFICE OF REGISTERED APPRENTICESHIP

The Kansas Office of Registered Apprenticeship celebrated the one-year anniversary of the establishment of the office in September 2023. Registered Apprenticeship has continued to grow, with 12 new programs created this year, 49 new occupations created, and a 37% increase of the number of apprentices in the State of Kansas.



#### WORK BASED LEARNING (WBL) INTERMEDIARIES

Kansas Work Based Learning Project is a comprehensive approach that ensures students have equitable access to high quality work-based learning experiences designed to prepare each student for postsecondary, workforce success, in high demand and critical need occupations. There are five regional work-based learning intermediaries to connect education, business and industry, and economic development in each of the regions.



#### ReSpECTWORKS - EXPANDED RELATIONSHIP WITH THE KANSAS DEPARTMENT OF CORRECTIONS

ReSpECTWORKS (Reentry Specialized Employment Counseling and Training) provides "inside-outside" services to eligible incarcerated individuals from every adult correctional facility. Career Navigators provide intensive case management to assess barriers and needs, explore career interests and opportunities, foster connections to education/training, job readiness programming and other community-based supports. During this year, ReSpECTWORKS tripled its enrollment from 87 participants to 263. To date, 79% of participants released to the community have obtained employment.

### LABOR MARKET INFORMATION

#### LABOR FORCE DATA (Age 16 & older)

Year-over-Year Change in Job Growth (APR 2022-2023)  
 Kansas: **2.2%** National: **2.1%**

Annual Average Unemployment Rate  
 Kansas: **2.7%** National: **3.6%**

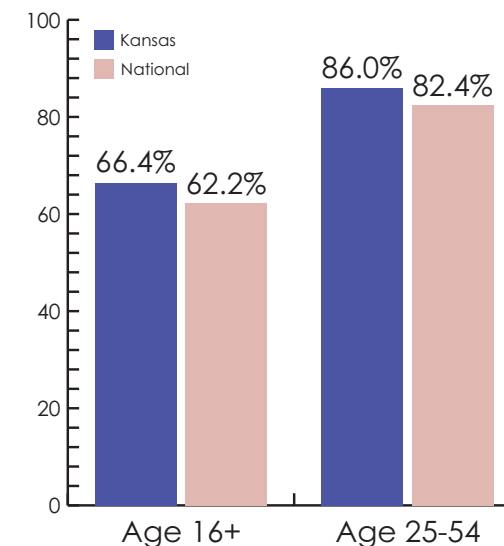
Annual Average Labor Force  
**1,505,000**

Percent Change Of Jobs In The State Relative To A Pre-COVID Baseline (FEB 2020 vs APR 2023)  
 Kansas: **1.9%** National: **2.4%**

Year-over-Year Change in Total Wages (QCEW Q4 2021 - Q4 2022)  
 Kansas: **1.9%** National: **0.6%**

Source: USDOL - BLS

#### ANNUAL LABOR FORCE PARTICIPATION RATE



Source: USDOL - BLS

### WORKFORCE INFORMATION

#### KANSAS DEPARTMENT OF COMMERCE

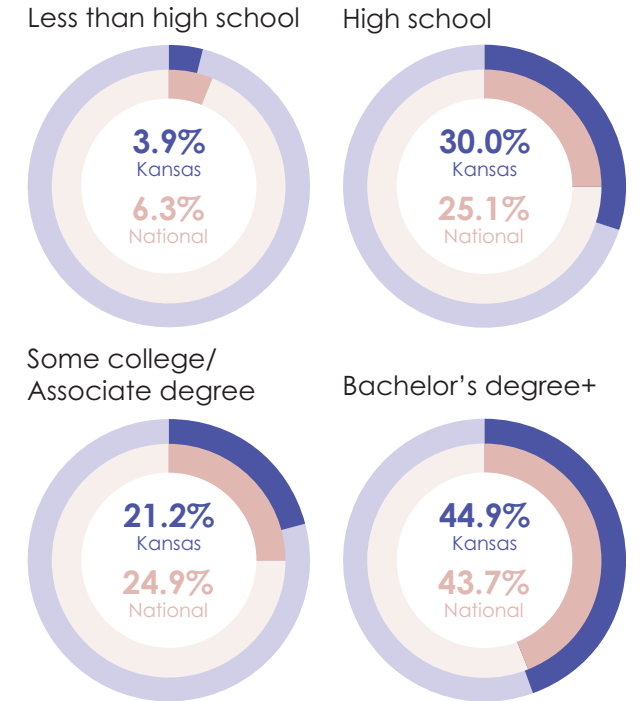
##### Programs within Agency

- Economic Development
- Federal Bonding
- Foreign Labor Certification
- Incumbent Worker Training
- KTRAIN
- My Reemployment Plan
- MSFW
- Rapid Response
- OKEP
- RESEA
- Registered Apprenticeship
- RETAIN
- SCSEP
- Ticket to Work
- Trade Adjustment Assistance
- VETS
- WP
- Work Opportunity Tax Credit
- WIOA – A, DW, & Y

##### WIOA Core Programs: Administering Agencies

- Kansas Department of Commerce – WIOA (A, DW, Y) and WP programs
- Kansas Board of Regents – AE programs
- Kansas Department for Children and Families – VR

#### EDUCATION LEVELS (Age 25 & older)



Source: CPS 2022 ANNUAL AVERAGES

#### NUMBER OF WORKFORCE DEVELOPMENT REGIONS



#### AMERICAN JOB CENTERS

19 Comprehensive Centers  
 5 Affiliate Centers

#### KEY INDUSTRIES

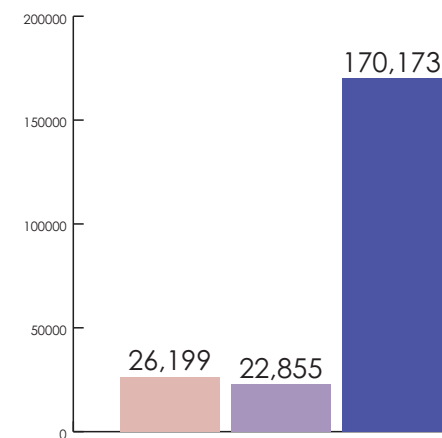
(Top 3 industries for average annual job growth at the super sector level)



Source: APR 2022 - APR 2023, NOT SEASONALLY ADJUSTED

#### PARTICIPANTS SERVED BY KANSAS' WORKFORCE SERVICES

- WIOA (A, DW, Y, VR, AE)
- WP
- WP Self-Served (using online services)



#### UNEMPLOYMENT DATA

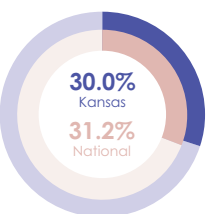
##### Duration Rate (Q4 CY22)

The average number of weeks people receive unemployment insurance.

**10.3 weeks** Kansas  
**14.2 weeks** National

##### Exhaustion Rate

The percentage of individuals receiving unemployment benefits who use all the eligible weeks without finding new employment.



Source: ETA USDOL (2022)