

KENTUCKY

2023 State of the Workforce Report

Contact Information: Jill Midkiff, jill.midkiff@ky.gov
 Online Resources: kcc.ky.gov

STATE WORKFORCE INNOVATIONS



EVERYBODY COUNTS

Everybody Counts provides graduating seniors from participating school districts an opportunity to begin a career upon graduation, attend college - or both. Learn more: everybodycounts.ky.gov.



TEACHER APPRENTICESHIP PROGRAM

Kentucky has launched new registered apprenticeships programs to help address the teacher shortage. There are K-12 teacher registered apprenticeship programs in three public school districts and one private university. Learn more at <https://kyworks.ky.gov/Services/Pages/Registered-Apprenticeships.aspx>



DIGITAL EQUITY INITIATIVE

Eliminating barriers to technology and high-speed internet is necessary to ensure Kentucky's workforce can meet employer demands long into the future. A new Digital Equity Initiative seeks to knock down those barriers and bridge the digital divide. More: digitalequity.ky.gov.



JOBS ON DAY ONE

A collaborative workforce ecosystem approach to build a talent pipeline of justice-involved individuals in a three-phase approach: pre-release training, immediate employment (job on day one), and retention strategies through workforce partners' wrap-around services.

LABOR MARKET INFORMATION

LABOR FORCE DATA (Age 16 & older)

Year-over-Year Change in Job Growth (APR 2022-2023) **2.8%** Kentucky **2.6%** National

Annual Average Unemployment Rate **3.9%** Kentucky **3.6%** National

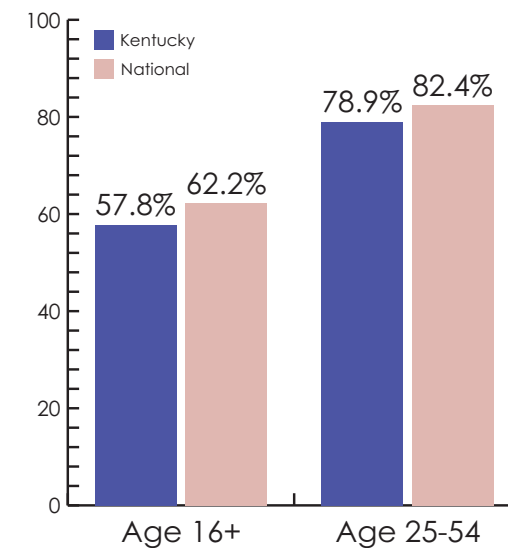
Annual Average Labor Force **2,048,066**

Percent Change Of Jobs In The State Relative To A Pre-COVID Baseline (FEB 2020 vs APR 2023) **3.6%** Kentucky **2.4%** National

Year-over-Year Change in Total Wages (QCEW Q4 2021 - Q4 2022) **2.0%** Kentucky **0.6%** National

Source: USDOL - BLS

ANNUAL LABOR FORCE PARTICIPATION RATE



Source: USDOL - BLS

WORKFORCE INFORMATION

COMMONWEALTH OF KENTUCKY

Programs within Education and Labor Cabinet

- MSFW
- Trade Adjustment Assistance
- UI
- VETS
- WP

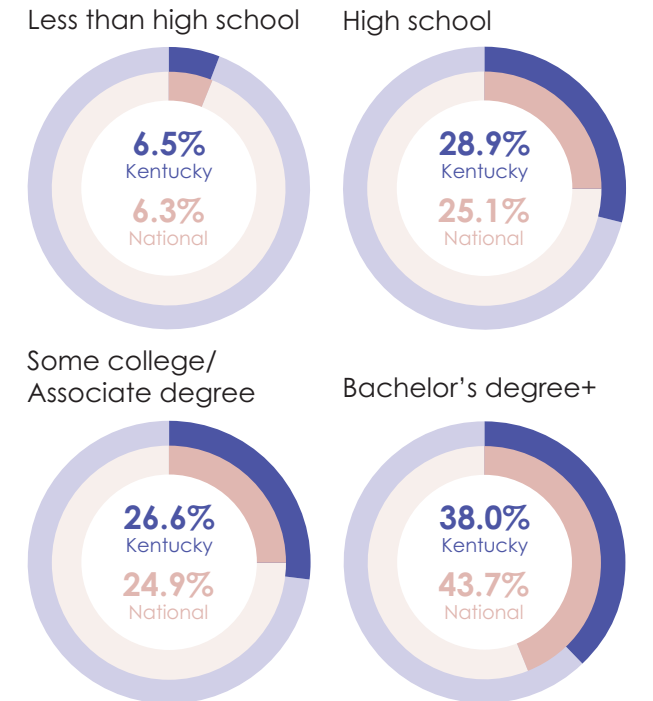
Programs within Department of Workforce Development

- AE
- Office of Employer and Apprenticeship Services
- VR
- WIOA
- Kentucky Works

WIOA Core Programs: Administering Agencies

- Career Development Office – MSFW, RESEA TRADE Vets, and WP programs
- Department of Workforce Development – WIOA (A, DW, Y)
- Office of Adult Education – AE & Family Literacy programs
- Office of Vocational Rehabilitation - VR programs
- Office of Employer and Apprenticeship Services - State's Registered Apprenticeship Program

EDUCATION LEVELS (Age 25 & older)



Source: CPS 2022 ANNUAL AVERAGES

NUMBER OF WORKFORCE DEVELOPMENT AREAS

10

AMERICAN JOB CENTERS

12 Comprehensive Centers
 25 Affiliate Sites
 56 Access Points

KEY INDUSTRIES

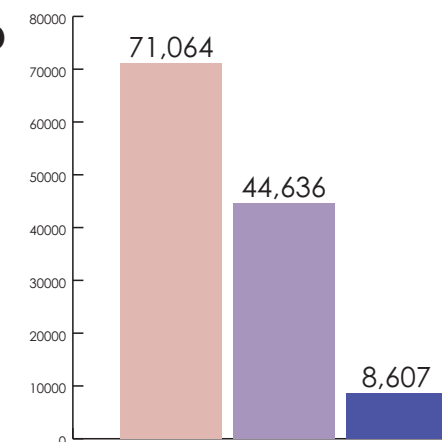
(Top 3 industries for average annual job growth at the super sector level)



Source: APR 2022 - APR 2023, NOT SEASONALLY ADJUSTED

PARTICIPANTS SERVED BY KENTUCKY'S WORKFORCE SERVICES

- WIOA (A, DW, Y, VR, AE)
- WP
- WP Self-Served (using online services)

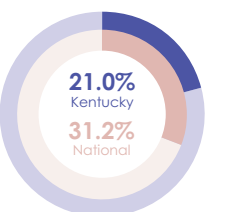


UNEMPLOYMENT DATA

Duration Rate (Q4 CY22)
 The average number of weeks people receive unemployment insurance.

18.5 weeks Kentucky **14.2 weeks** National

Exhaustion Rate
 The percentage of individuals receiving unemployment benefits who use all the eligible weeks without finding new employment.



Source: ETA USDOL (2022)