

LOUISIANA

2023 State of the Workforce Report

Contact Information: Robert Wooley, Secretary, rwooley@lwc.la.gov
Online Resources: laworks.net

STATE WORKFORCE INNOVATIONS



TEACHER'S APPRENTICESHIP PROGRAM

In an effort to recruit, train, and retain qualified educators, the Louisiana Workforce Commission has partnered with Southern University and A&M College for its first Registered Apprenticeship Teachers program. Registered Apprenticeship offers an opportunity to address many current challenges related to recruitment and retention while also creating new professional pathways so that educators can become and remain teachers and leaders in Louisiana. laworks.net/Downloads/PR/TeachersApprenticeship_20230619.pdf



DRIVE YOUR FUTURE 2.0

The Drive Your Future 2.0 program paid tuition for 100 qualifying students to attend certain accredited truck driving schools. The LWC partnered with Diesel Driving Academy, Coastal Truck Driving School, and the Louisiana Technical Community College System to train drivers.



REEMPLOYMENT SERVICES AND ELIGIBILITY ASSESSMENT PROGRAM (RESEA)

The RESEA Program procured the 10to8 Self-Scheduling Platform, which allows RESEA participants to schedule their appointments, receive reminders via email and SMS, and reschedule. 10to8 offers calendars for each staff member at the AJC, providing notice of upcoming appointments and advanced notice of the day-to-day traffic.

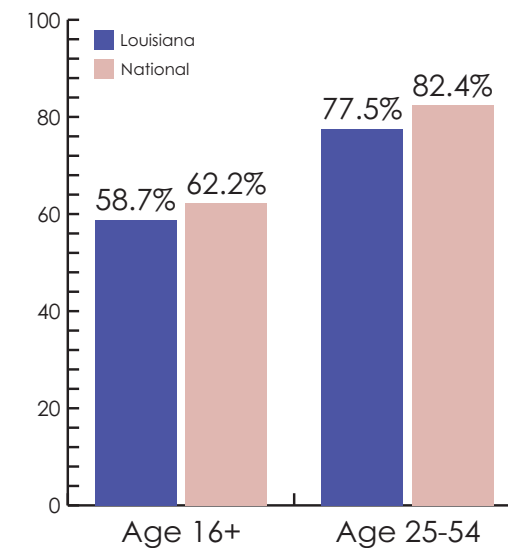
LABOR MARKET INFORMATION

LABOR FORCE DATA (Age 16 & older)

Year-over-Year Change in Job Growth (APR 2022-2023)	2.5% Louisiana	2.1% National
Annual Average Unemployment Rate	3.7% Louisiana	3.6% National
Annual Average Labor Force	2,088,000	
Percent Change Of Jobs In The State Relative To A Pre-COVID Baseline (FEB 2020 vs APR 2023)	-1.4% Louisiana	2.4% National
Year-over-Year Change in Total Wages (QCEW Q4 2021 - Q4 2022)	0.6% Louisiana	0.6% National

Source: USDOL - BLS

ANNUAL LABOR FORCE PARTICIPATION RATE



Source: USDOL - BLS

WORKFORCE INFORMATION

LOUISIANA WORKFORCE COMMISSION

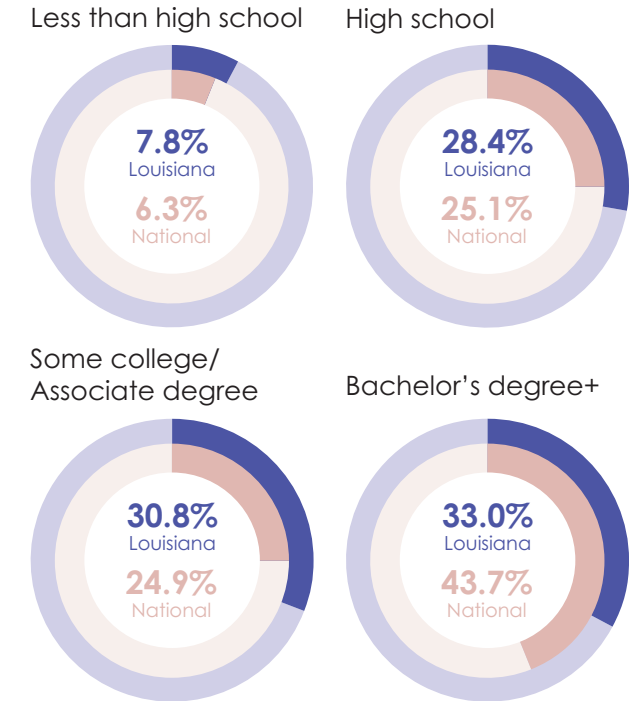
Programs within Agency

- CSBG
- Labor Market Information
- Registered Apprenticeship
- Trade Adjustment Assistance
- UI
- VETS
- VR
- WP
- Workers' Compensation
- WIOA - A, DW, & Y

WIOA Core Programs: Administering Agencies

- Louisiana Workforce Commission - WIOA (A, DW, Y), WP and VR programs
- Louisiana Community and Technical College System - AE and Family Literacy programs

EDUCATION LEVELS (Age 25 & older)



Source: CPS 2022 ANNUAL AVERAGES

NUMBER OF WORKFORCE DEVELOPMENT AREAS



AMERICAN JOB CENTERS



KEY INDUSTRIES

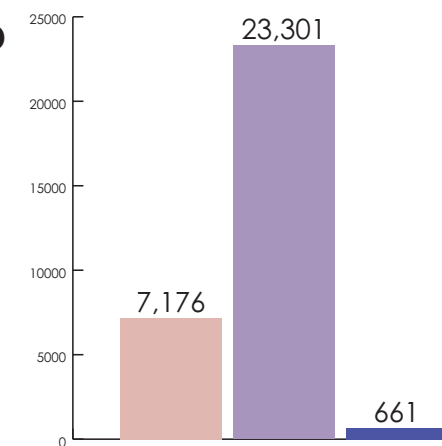
(Top 3 industries for average annual job growth at the super sector level)



Source: APR 2022 - APR 2023, NOT SEASONALLY ADJUSTED

PARTICIPANTS SERVED BY LOUISIANA'S WORKFORCE SERVICES

- WIOA (A, DW, Y, NDGW)
- WP
- JVS

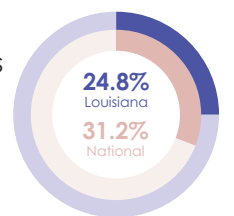


UNEMPLOYMENT DATA

Duration Rate (Q4 CY22)
The average number of weeks people receive unemployment insurance.



Exhaustion Rate
The percentage of individuals receiving unemployment benefits who use all the eligible weeks without finding new employment.



Source: ETA USDOL (2022)