

MASSACHUSETTS

2023 State of the Workforce Report

Online Resources: mass.gov/LWD


Contact Information: Matthew Kitsos, Director of Communications, matthew.kitsos2@mass.gov
Nicolas Ruggiero, Deputy Director of Communications, nicolas.ruggiero2@mass.gov

STATE WORKFORCE INNOVATIONS



FUTURESKILLS

FutureSkills is a \$200 million ARPA investment to address the growing shortage of a skilled workforce in Massachusetts. Through collaborative partnerships, Market Makers and Upskilling Navigators connect jobseekers and employers to training partners to upskill and build employee pipelines. [FutureSkills | Mass.gov](#)



VIRTUAL PATHWAY

Through enhancements to MassHire JobQuest, a MassHire customer now has the power to manage their self-service, online employment pathway in one inter-connected tool. Customers attain a personal dashboard, build a Career Action Plan and resume, enroll in workshops and training, manage RESEA requirements and match to job openings. In FY22, more than 115K customers used the Virtual Pathway tool, including ~50K new customers. More than 250K unique "daily visits" were recorded. [Mass.gov/JobQuest](https://mass.gov/JobQuest)



MASS INTERNET CONNECT

Mass Internet Connect connected jobseekers with tools and internet connections necessary to "get back to work," providing free internet access to 165 people, ChromeBooks to 11,207 people, and digital literacy support to 2,923 people, serving 12,510 jobseekers (including 550 Veterans) over the 22-month program. [How Mass Internet Connect works | Mass.gov](#)

LABOR MARKET INFORMATION

LABOR FORCE DATA (Age 16 & older)

Year-over-Year Change in Job Growth (APR 2022-2023)
Massachusetts: **2.5%** National: **2.1%**

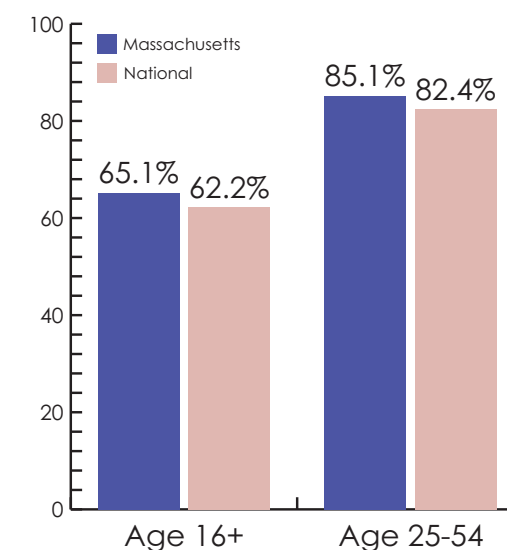
Annual Average Unemployment Rate
Massachusetts: **3.8%** National: **3.6%**

Annual Average Labor Force
3,744,000

Percent Change Of Jobs In The State Relative To A Pre-COVID Baseline (FEB 2020 vs APR 2023)
Massachusetts: **1.7%** National: **2.4%**

Year-over-Year Change in Total Wages (QCEW Q4 2021 - Q4 2022)
Massachusetts: **-0.4%** National: **0.6%**
Source: USDOL - BLS

ANNUAL LABOR FORCE PARTICIPATION RATE



Source: USDOL - BLS

WORKFORCE INFORMATION

EXECUTIVE OFFICE OF LABOR AND WORKFORCE DEVELOPMENT, MASSHIRE DEPARTMENT OF CAREER SERVICES

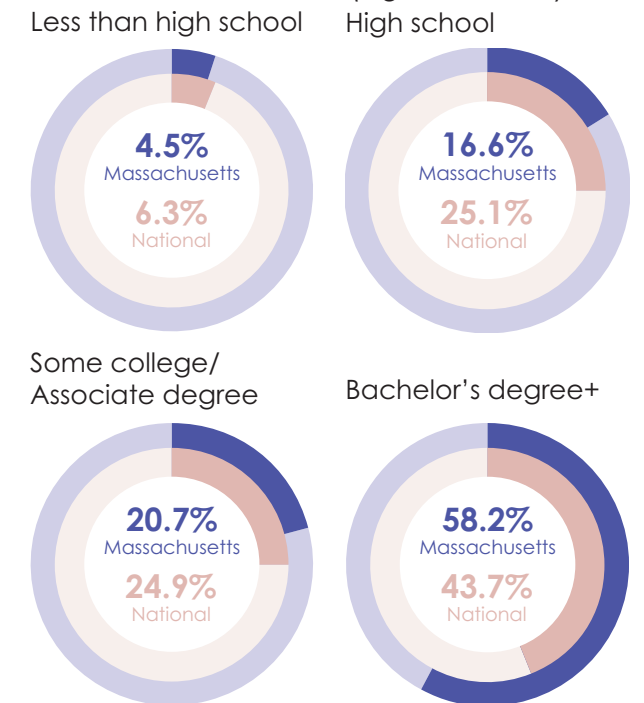
Programs within Agency

- Foreign Labor Certification
- Trade Adjustment Assistance
- VETS
- WP
- Work Opportunity Tax Credit
- WIOA – A, DW, & Y

WIOA Core Programs: Administering Agencies

- MassHire Department of Career Services (MDCS) – WIOA (A, DW, Y) and WP programs
- Department of Elementary and Secondary Education (DESE) Adult Community Learning Services (ACLS) – Adult Education (AE) programs
- Mass Rehabilitation Commission (MRC) – Vocational Rehabilitation (VR) programs
- Others – MA Department of Unemployment Assistance (DUA) (UI); Mass Commission for the Blind (MCB); Department of Transitional Assistance (DTA) (TANF/ SNAP); Executive Office of Elder Affairs (EOEA) Senior Community Service Employment Program (SCSEP)

EDUCATION LEVELS (Age 25 & older)



Source: CPS 2022 ANNUAL AVERAGES

NUMBER OF WORKFORCE DEVELOPMENT REGIONS



AMERICAN JOB CENTERS



KEY INDUSTRIES

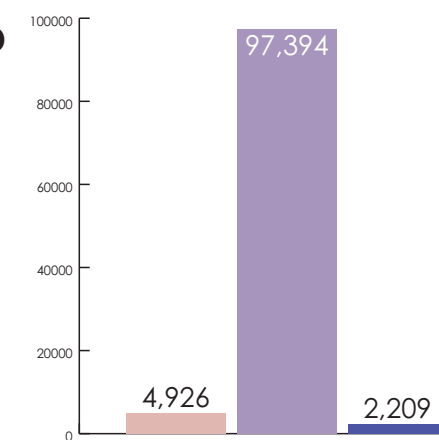
(Top 3 industries for average annual job growth at the super sector level)



Source: APR 2022 - APR 2023, NOT SEASONALLY ADJUSTED

PARTICIPANTS SERVED BY MASSACHUSETTS' WORKFORCE SERVICES

- WIOA (A, DW, Y)
- WP
- WP Self-Served (using online services)



UNEMPLOYMENT DATA

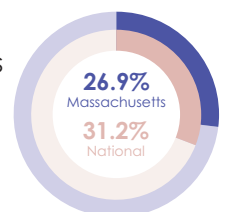
Duration Rate (Q4 CY22)

The average number of weeks people receive unemployment insurance.

Massachusetts: **16.1 weeks** National: **14.2 weeks**

Exhaustion Rate

The percentage of individuals receiving unemployment benefits who use all the eligible weeks without finding new employment.



Source: ETA USDOL (2022)