

MAINE

2023 State of the Workforce Report

Contact Information: Jessica Picard, jessica.l.picard@maine.gov
Online Resources: maine.gov

STATE WORKFORCE INNOVATIONS



MAINE APPRENTICESHIP FOR INDIVIDUALS WITH DISABILITIES

Maine is expanding apprenticeship and pre-apprenticeship opportunities in key sectors, with a focus on under-represented communities. Maine's Apprenticeship Program and Bureau of Rehabilitation Services are partnering through a navigator who ensures individuals with disabilities are aware of and can connect with pathways to high-wage careers.



STUDENT CAREER DISCOVERY DASHBOARD

The Maine Department of Labor's Center for Workforce Research and Information, in partnership with the Department of Education, launched an interactive Student Career Discovery Dashboard to make labor market information more understandable for K-12 students and their teachers as they have career exploration conversations: maine.gov/labor/cwri/student_portal/



HEALTHCARE TRAINING FOR ME

Healthcare Training for ME is a cross-agency effort to bolster Maine's healthcare workforce through targeted recruitment campaigns, fully funded incumbent worker upskilling opportunities, and healthcare career navigators. So far, the partnership has delivered healthcare training to over 4,000 people: maine.gov/healthcaretrainingforme/

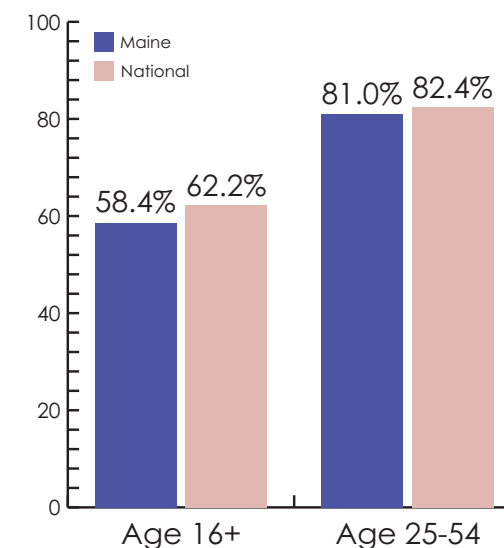
LABOR MARKET INFORMATION

LABOR FORCE DATA (Age 16 & older)

Year-over-Year Change in Job Growth (APR 2022-2023)	2.5% Maine	2.1% National
Annual Average Unemployment Rate	3.0% Maine	3.6% National
Annual Average Labor Force	675,000	
Percent Change Of Jobs In The State Relative To A Pre-COVID Baseline (FEB 2020 vs APR 2023)	0.9% Maine	2.4% National
Year-over-Year Change in Total Wages (QCEW Q4 2021 - Q4 2022)	6.3% Maine	0.6% National

Source: USDOL - BLS

ANNUAL LABOR FORCE PARTICIPATION RATE



Source: USDOL - BLS

WORKFORCE INFORMATION

MAINE DEPARTMENT OF LABOR

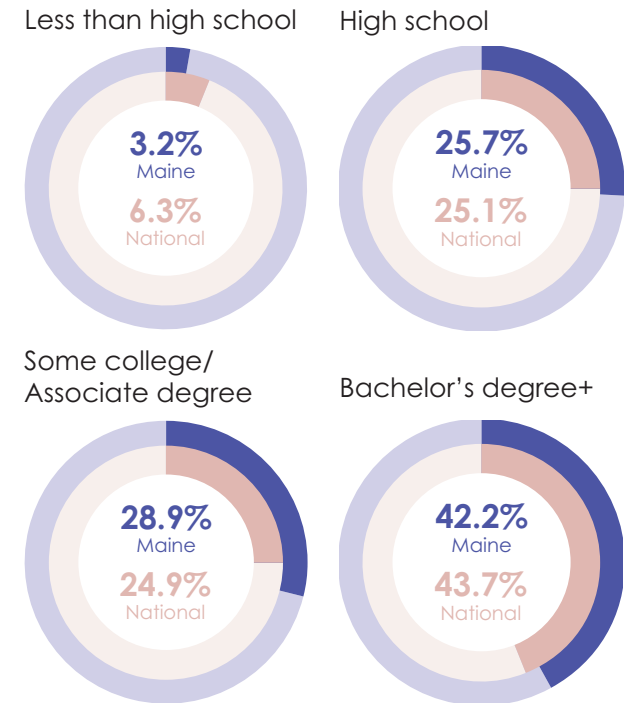
Programs within Agency

- Competitive Skills Scholarship Program
- Federal Bonding
- Foreign Labor Certification
- Labor Market Information
- Maine Occupational Safety and Health
- SafetyWorks! Training Institute
- State Monitor Advocate
- Trade Adjustment Assistance
- RESEA Program
- Registered Apprenticeship
- UI
- VETS
- VR
- Wage and Hour
- WP
- WIOA – A, DW, & Y
- Work Opportunity Tax Credit

WIOA Core Programs: Administering Agencies

- Maine Department of Labor, Bureau of Employment Services - WIOA (A, DW, Y), JVSG, TRADE Act and WP programs
- Maine Department of Education - AE and Family Literacy programs
- Maine Department of Labor, Bureau of Rehabilitation Services, Division of Vocational Rehabilitation and Division for the Blind and Visually Impaired - U.S. DOE VR programs
- Maine Department of Health and Human Services - TANF/ASPIRE and SNAP Employment & Training

EDUCATION LEVELS (Age 25 & older)



Source: CPS 2022 ANNUAL AVERAGES

NUMBER OF WORKFORCE DEVELOPMENT REGIONS

3

AMERICAN JOB CENTERS

3 Comprehensive Centers
16 Affiliate Centers

KEY INDUSTRIES

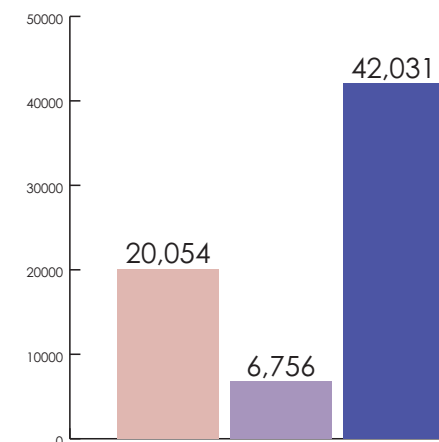
(Top 3 industries at the super sector level)



Source: APR 2022 - APR 2023, NOT SEASONALLY ADJUSTED

PARTICIPANTS SERVED BY MAINE'S WORKFORCE SERVICES

- WIOA (A, DW, Y, VR, AE)
- WP
- WP Self-Served (using online services)



UNEMPLOYMENT DATA

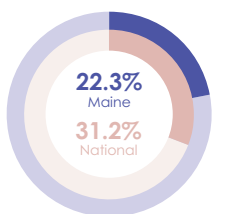
Duration Rate (Q4 CY22)

The average number of weeks people receive unemployment insurance.

13.5 weeks Maine
14.2 weeks National

Exhaustion Rate

The percentage of individuals receiving unemployment benefits who use all the eligible weeks without finding new employment.



Source: ETA USDOL (2022)