

# MINNESOTA

## 2023 State of the Workforce Report

**Contact Information:** Alicia Cordes-Mayo, alicia.cordes-mayo@state.mn.us  
**Online Resources:** mn.gov/deed | CareerForceMN.com

### STATE WORKFORCE INNOVATIONS



#### WORKFORCE ONE (WF1) CONNECT

The Workforce One (WF1) Connect mobile app helps Minnesotans in employment and training programs communicate with program staff easily and efficiently. It's integrated with the state's case-management system, streamlining reporting. WF1 received NASWA's 2023 Merrill Baumgardner Innovation in Information Technology Award. [mn.gov/deed/programs-services/workforceone/](https://mn.gov/deed/programs-services/workforceone/)



#### GOOD JOBS NOW

From March 2021 through March 2022, DEED staff called 100,000+ unemployed Minnesotans, connecting them with employers, plus employment and training resources. This Good Jobs Now proactive approach customized information to provide the right service for each customer – and raised awareness about Minnesota's workforce services. [careerforcemn.com/careerforce-blog/good-jobs-now-innovative-approach-serves-minnesotans-raises-awareness-during](https://careerforcemn.com/careerforce-blog/good-jobs-now-innovative-approach-serves-minnesotans-raises-awareness-during)



#### GRANTS MANAGEMENT SYSTEM

DEED's innovative new Grants Management System supports applicants from the initial RFP to awarding and contracting to grant closeout and internal reporting. The new system started with three grant programs and more programs will be added over the coming weeks and months. [mndeedgrants.mn.gov/](https://mn.gov/mndeedgrants)

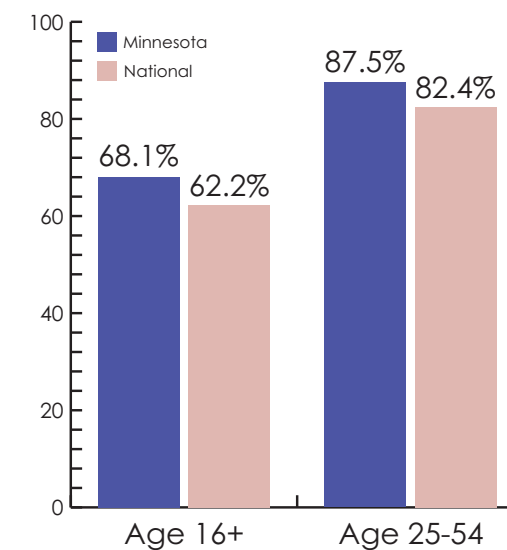
### LABOR MARKET INFORMATION

#### LABOR FORCE DATA (Age 16 & older)

Year-over-Year Change in Job Growth (APR 2022-2023)	<b>1.5%</b> Minnesota	<b>2.1%</b> National
Annual Average Unemployment Rate	<b>2.7%</b> Minnesota	<b>3.6%</b> National
Annual Average Labor Force	<b>3,078,000</b>	
Percent Change Of Jobs In The State Relative To A Pre-COVID Baseline (FEB 2020 vs APR 2023)	<b>0.1%</b> Minnesota	<b>2.4%</b> National
Year-over-Year Change in Total Wages (QCEW Q4 2021 - Q4 2022)	<b>5.2%</b> Minnesota	<b>5.1%</b> National

Source: USDOL - BLS

#### ANNUAL LABOR FORCE PARTICIPATION RATE



### WORKFORCE INFORMATION

#### MINNESOTA DEPARTMENT OF EMPLOYMENT AND ECONOMIC DEVELOPMENT

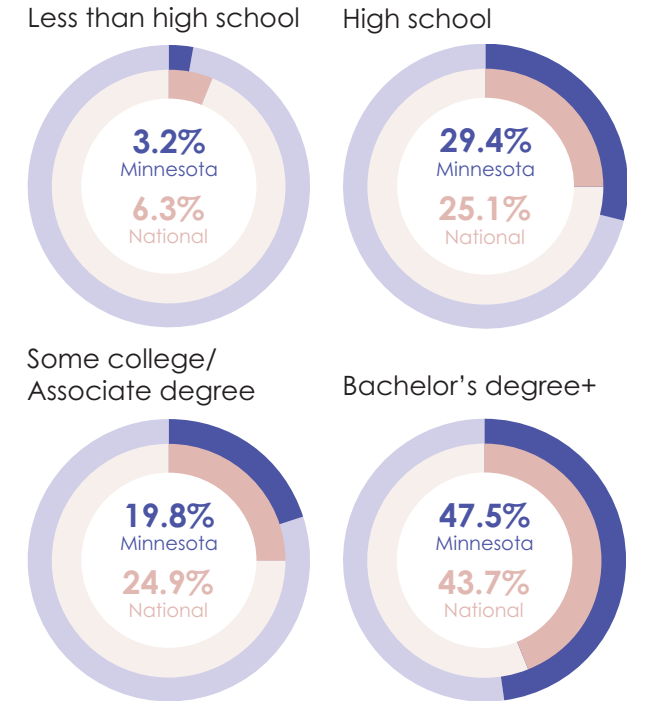
##### Programs within Agency

- Child Care
- Economic Development
- Federal Bonding Program
- Foreign Labor Certification (H-2A and H-2B)
- Labor Market Information
- Migrant and Seasonal Farmworkers Services
- Rapid Response and Layoff Aversion Services
- Senior Community Service Employment Program (SCSEP)
- State Services for the Blind
- Trade Adjustment Assistance
- Unemployment Insurance (UI)
- Veterans Employment and Training Services
- Vocational Rehabilitation (VR)
- Wagner-Peyser (WP)
- Work Opportunity Tax Credit
- WIOA – A, DW, & Y

##### WIOA Core Programs: Administering Agencies

- Minnesota Department of Employment and Economic Development - WIOA (A, DW, Y) and WP programs
- Minnesota Department of Education - Adult Education (AE) programs

#### EDUCATION LEVELS (Age 25 & older)



#### NUMBER OF WORKFORCE DEVELOPMENT REGIONS

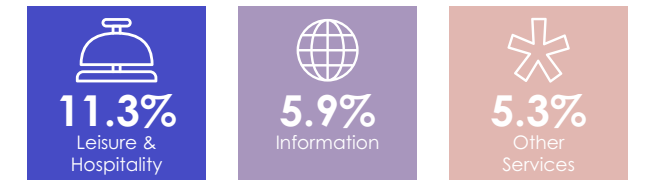


#### AMERICAN JOB CENTERS

**16** Comprehensive Centers  
**39** Affiliate Centers

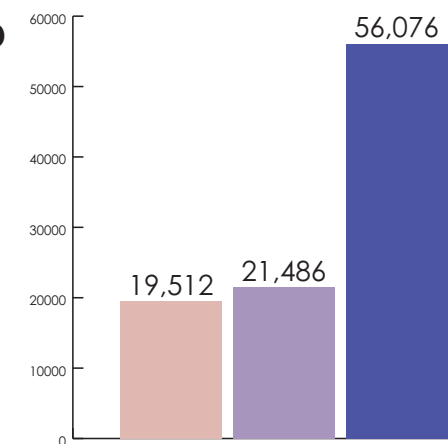
#### KEY INDUSTRIES

(Top 3 industries for average annual job growth at the super sector level)



#### PARTICIPANTS SERVED BY MINNESOTA'S WORKFORCE SERVICES

- WIOA (A, DW, Y, VR)
- WP
- WP Self-Served (using online services)



#### UNEMPLOYMENT DATA

**Duration Rate (Q4 CY22)**  
 The average number of weeks people receive unemployment insurance.

**15.7 weeks** Minnesota  
**14.2 weeks** National

**Exhaustion Rate**  
 The percentage of individuals receiving unemployment benefits who use all the eligible weeks without finding new employment.

