

MISSOURI

2023 State of the Workforce Report

Contact Information: Julie Carter, Director, julie.carter@dhewd.mo.gov
Online Resources: jobs.mo.gov | labor.mo.gov

STATE WORKFORCE INNOVATIONS



2022 MIDWEST EQUAL OPPORTUNITY SUMMIT

The 2022 Midwest Equal Opportunity Summit, coordinated and hosted in Missouri, featured three days of training on diversity, inclusion, equity, accessibility, and obligations of WIOA Title 1 recipients to WIOA Section 188. The summit allowed 120 attendees from 20 states to develop partnerships and resources.



RE-ENTRY JOB CENTERS

Part of Governor Mike Parson's Re-Entry 2030 initiative, the Office of Workforce Development and Department of Corrections established Re-Entry Job Centers behind the walls in ten facilities statewide. Participants may access all available one-stop services while incarcerated and link to employment and training services once released.



UINTERACT CLOUD SYSTEM

Missouri moved its UInteract unemployment insurance system to the cloud, facilitating immediate and ongoing improvements. UInteract now remains available for citizens during outages within the state network. It also protects operations, providing scalability in the event of sudden changes in unemployment claim volume.

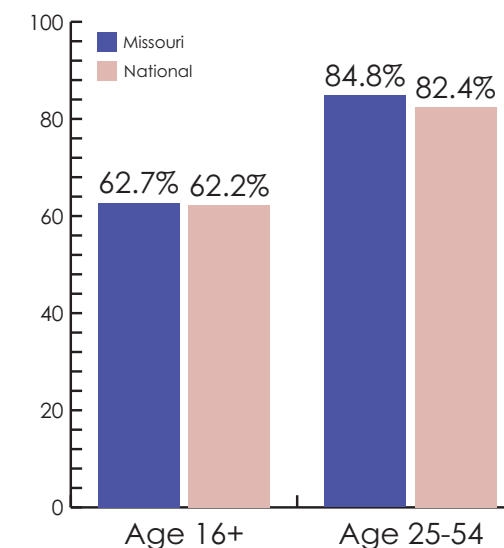
LABOR MARKET INFORMATION

LABOR FORCE DATA (Age 16 & older)

Year-over-Year Change in Job Growth (APR 2022-2023)	1.9% Missouri	2.1% National
Annual Average Unemployment Rate	2.5% Missouri	3.6% National
Annual Average Labor Force	3,061,000	
Percent Change Of Jobs In The State Relative To A Pre-COVID Baseline (FEB 2020 vs APR 2023)	3.1% Missouri	2.4% National
Year-over-Year Change in Total Wages (QCEW Q4 2021 - Q4 2022)	1.6% Missouri	0.6% National

Source: USDOL - BLS

ANNUAL LABOR FORCE PARTICIPATION RATE



Source: USDOL - BLS

WORKFORCE INFORMATION

MISSOURI DEPARTMENT OF LABOR AND INDUSTRIAL RELATIONS

Programs within Agency

- UI
- Wage and Hour
- Workers' Compensation

MISSOURI DEPARTMENT OF HIGHER EDUCATION AND WORKFORCE DEVELOPMENT

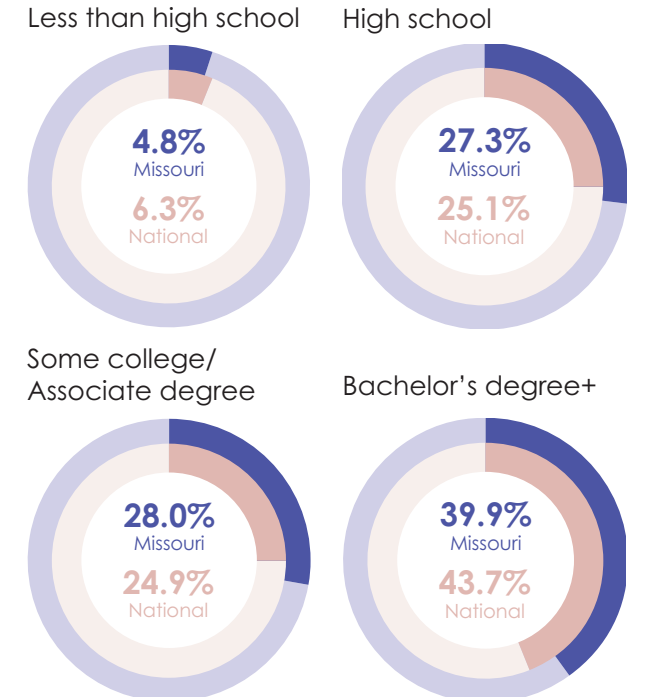
Programs within Agency

- Trade Adjustment Assistance
- VETS
- WP
- Work Opportunity Tax Credit
- WIOA – A, DW, & Y

WIOA Core Programs: Administering Agencies

- Missouri Department of Higher Education and Workforce Development - WIOA (A, DW, Y) and WP programs
- Missouri Department of Elementary and Secondary Education - AE and VR programs
- Missouri Department of Social Services - Rehabilitation Services for the Blind program

EDUCATION LEVELS (Age 25 & older)



Source: CPS 2022 ANNUAL AVERAGES

NUMBER OF WORKFORCE DEVELOPMENT REGIONS

13

AMERICAN JOB CENTERS

23 Comprehensive Centers
18 Affiliate Centers

KEY INDUSTRIES

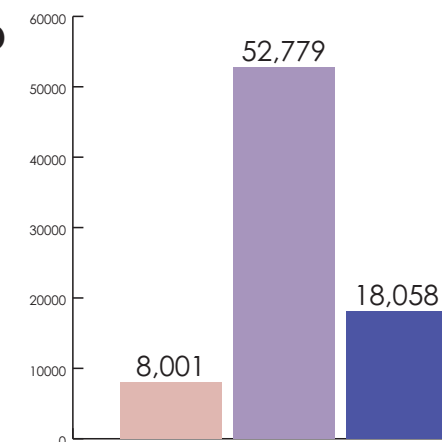
(Top 3 industries for average annual job growth at the super sector level)



Source: APR 2022 - APR 2023, NOT SEASONALLY ADJUSTED

PARTICIPANTS SERVED BY MISSOURI'S WORKFORCE SERVICES

- WIOA (A, DW, Y)
- WP
- WP Self-Served (using online services)

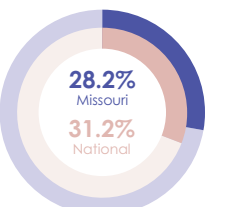


UNEMPLOYMENT DATA

Duration Rate (Q4 CY22)
 The average number of weeks people receive unemployment insurance.

11.9 weeks Missouri
14.2 weeks National

Exhaustion Rate
 The percentage of individuals receiving unemployment benefits who use all the eligible weeks without finding new employment.



Source: ETA USDOL (2022)