

MONTANA

2023 State of the Workforce Report

Contact Information: John Elizandro, john.elizandro@mt.gov
Online Resources: dli.mt.gov

STATE WORKFORCE INNOVATIONS



ARPA RAPID RETRAINING

Using funding allocated through ARPA, MTDLI stood up a flexible program devoted to short-term trainings that offers financial incentives to the trainees and the employers who hire them. In the first 18 months, nearly 800 individuals have participated in the program and MTDLI has secured additional funds to extend the program beyond its initial timeframe. montanaworks.gov/job-service-montana/arpa



SWIB BOARD TRANSPARENCY

To further transparency and data-informed decision making, MTDLI produced a series of dashboards providing data about its programs. These dashboards have been made available to the SWIB-board and public on-demand. mt.gov/board-member-resources/data-dashboards/



BUSINESS & EDUCATION ENGAGEMENT BUREAU

As part of a strategic reorganization of the Workforce Services Division, MTDLI developed the Business & Education Engagement Bureau to address Montana's current worker shortage. This bureau aims to support employers, economic groups, and nonprofits with engagement in workforce development services and develop creative solutions to worker shortages across the state. This team provides outreach to new customers and works to coordinate and collaborate outside workforce efforts for workforce issues. wsd.dli.mt.gov/employers/business-services

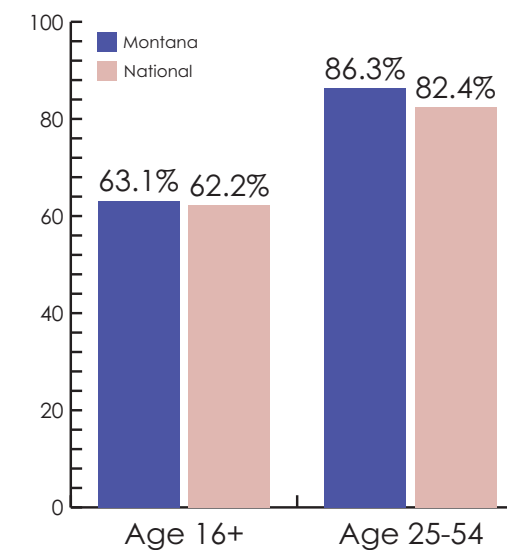
LABOR MARKET INFORMATION

LABOR FORCE DATA (Age 16 & older)

Year-over-Year Change in Job Growth (APR 2022-2023)	3.1% Montana	1.9% National
Annual Average Unemployment Rate	2.6% Montana	3.6% National
Annual Average Labor Force	568,000	
Percent Change Of Jobs In The State Relative To A Pre-COVID Baseline (FEB 2020 vs APR 2023)	7.8% Montana	2.6% National
Year-over-Year Change in Total Wages (QCEW Q4 2021 - Q4 2022)	6.9% Montana	3.4% National

Source: USDOL - BLS

ANNUAL LABOR FORCE PARTICIPATION RATE



Source: USDOL - BLS

WORKFORCE INFORMATION

MONTANA DEPARTMENT OF LABOR & INDUSTRY

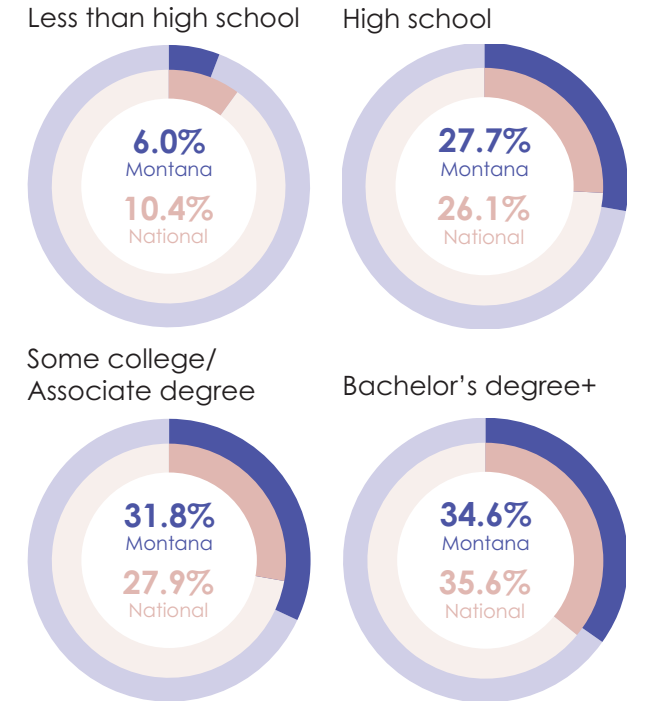
Programs within Agency

- Foreign Labor Certification
- Labor Market Information
- RESEA
- Trade Adjustment Assistance
- UI
- VETS
- Wage and Hour
- WP
- Workers' Compensation
- WIOA – A, DW, & Y

WIOA Core Programs: Administering Agencies

- Montana Department of Labor & Industry - WIOA (A, DW, Y) and WP programs
- Montana Office of Public Instruction - AE programs
- Montana Department of Public Health & Human Services - VR programs

EDUCATION LEVELS (Age 25 & older)



Source: U.S. Census Bureau. ACS.

NUMBER OF WORKFORCE DEVELOPMENT REGIONS



AMERICAN JOB CENTERS



KEY INDUSTRIES

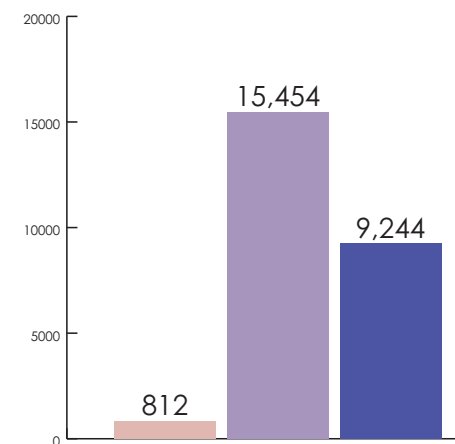
(Top 3 industries for average annual job growth at the super sector level)



Source: APR 2022 - APR 2023, NOT SEASONALLY ADJUSTED

PARTICIPANTS SERVED BY MONTANA'S WORKFORCE SERVICES

- WIOA (A, DW, Y)
- WP
- WP Self-Served (using online services)



UNEMPLOYMENT DATA

Duration Rate (Q4 CY22)
 The average number of weeks people receive unemployment insurance.



Exhaustion Rate
 The percentage of individuals receiving unemployment benefits who use all the eligible weeks without finding new employment.

Source: ETA USDOL (2022)

