

NORTH CAROLINA

2023 State of the Workforce Report

Contact Information: Laura J. Leonard, Communications Manager, laura.leonard@commerce.nc.gov
Online Resources: des.nc.gov | ncworks.gov

STATE WORKFORCE INNOVATIONS



NCDES & PARTNERS FIGHT UI FRAUD

The Division of Employment Security (NCDES) partnered with state, federal and private entities to fight against unemployment insurance fraud. Leveraging internal capabilities and partnerships, DES implemented a multi-layered technology solution incorporating data analytics and machine learning to prevent and detect fraudulent activity. Learn more about DES at des.nc.gov



NCWorks LOCAL INNOVATION FUND

As part of the Governor's NC Job Ready initiative, North Carolina has awarded competitive "NCWorks Local Innovation Fund" grants to local partnerships (which must include local workforce development boards) to address workforce challenges. The second set of grants was awarded in 2023. Learn more: <https://nc.works/WIOAInnovationGrants>



NC AWARDS GRANTS TO LOCAL WORKFORCE BOARDS AND NONPROFIT ORGANIZATIONS

Using \$10 million in American Rescue Plan Act funds, North Carolina awarded grants to 11 local workforce boards and several nonprofit organizations to help people who are justice-involved or in substance use recovery to succeed in the workforce and help small businesses with work-based learning.

LABOR MARKET INFORMATION

LABOR FORCE DATA (Age 16 & older)

Year-over-Year Change in Job Growth (APR 2022-2023)
 North Carolina: **2.5%**
 National: **2.1%**

Annual Average Unemployment Rate
 North Carolina: **3.7%**
 National: **3.6%**

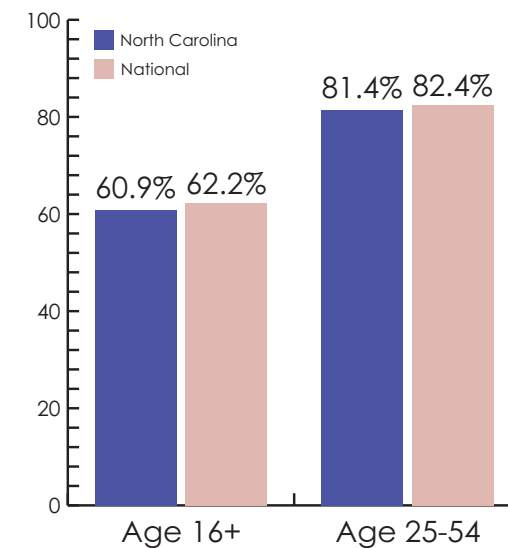
Annual Average Labor Force
5,159,329

Percent Change Of Jobs In The State Relative To A Pre-COVID Baseline (FEB 2020 vs APR 2023)
 North Carolina: **5.6%**
 National: **2.4%**

Year-over-Year Change in Total Wages (QCEW Q4 2021 - Q4 2022)
 North Carolina: **2.9%**
 National: **0.6%**

Source: USDOL - BLS

ANNUAL LABOR FORCE PARTICIPATION RATE



Source: USDOL - BLS

WORKFORCE INFORMATION

NORTH CAROLINA DEPARTMENT OF COMMERCE DIVISION OF WORKFORCE SOLUTIONS

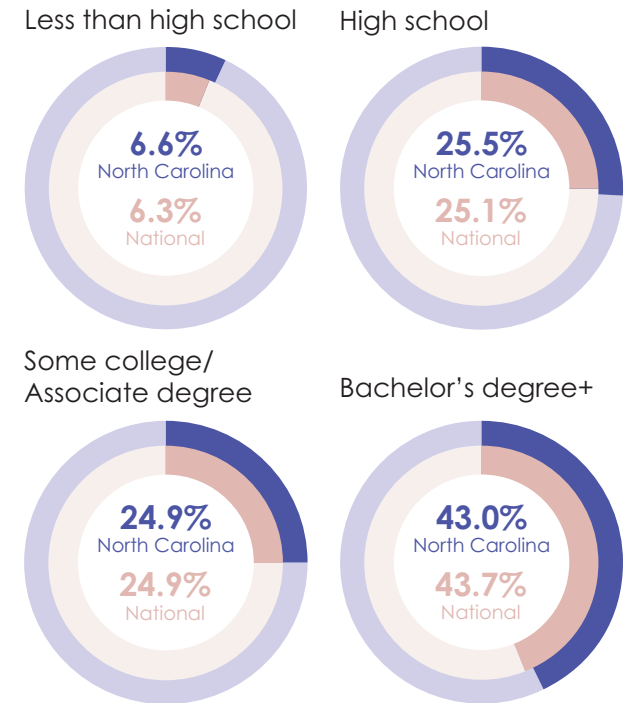
Programs within Agency

- Business Edge (Layoff Aversion)
- Employer Workforce Services
- Candidate recruitment
 - Hiring events
 - Career fairs
 - On-the-job training
- Federal Bonding
- Foreign Labor Certification
- LEP and Special Populations
- MSFW
- Rapid Response
- RESEA
- Reentry
- Sector Strategies
- State Agricultural Monitor Advocate
- Trade Adjustment Assistance
- VETS
- WP
- WIOA Equal Opportunity
- WIOA Job Seeker Ombudsman
- WIOA Policy and Planning
- Work Opportunity Tax Credit
- WIOA – A, DW, & Y

WIOA Core Programs: Administering Agencies

- North Carolina Department of Commerce Division of Workforce Solutions – WIOA (A, DW, Y) and WP programs
- North Carolina Community College System – AE programs
- North Carolina Department of Health and Human Services – VR programs

EDUCATION LEVELS (Age 25 & older)



Source: CPS 2022 ANNUAL AVERAGES

NUMBER OF WORKFORCE DEVELOPMENT REGIONS

20

AMERICAN JOB CENTERS

65 Comprehensive Centers
26 Affiliate Centers

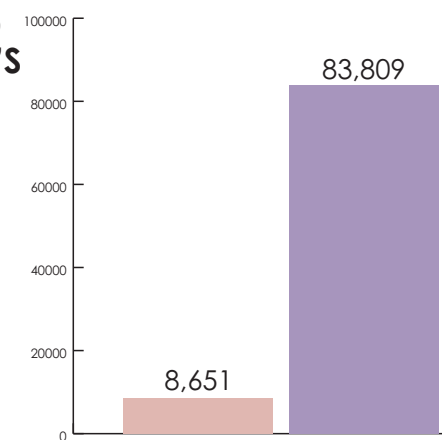
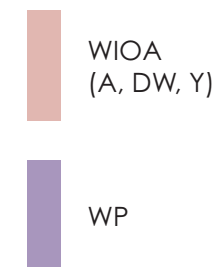
KEY INDUSTRIES

(Top 3 industries for average annual job growth at the super sector level)



Source: APR 2022 - APR 2023, NOT SEASONALLY ADJUSTED

PARTICIPANTS SERVED BY NORTH CAROLINA'S WORKFORCE SERVICES



UNEMPLOYMENT DATA

Duration Rate (Q4 CY22)
 The average number of weeks people receive unemployment insurance.

North Carolina: **9.0 weeks**
 National: **14.2 weeks**

Exhaustion Rate
 The percentage of individuals receiving unemployment benefits who use all the eligible weeks without finding new employment.

Source: ETA USDOL (2022)

