


NORTH DAKOTA

2023 State of the Workforce Report

Contact Information: Emily Riedman, Communications Officer, eriedman@nd.gov
Online Resources: jobsnd.com

STATE WORKFORCE INNOVATIONS



CONNECTING EMPLOYERS AND JOB SEEKERS

Employees utilized a virtual platform to facilitate the first-ever Nationwide Virtual Job Fair. This event connected 160 employers to job seekers representing 20 states and 6 countries.



ENGAGING OUR YOUTH

In a joint effort with the Department of Public Instruction and Career and Technical Education, Job Service North Dakota hosted a statewide Virtual Apprenticeship Expo to connect students to industry. This event engaged students and classrooms from around the state to advance the apprenticeship opportunities available within the state.



REAL TIME DATA

With the current workforce trends, businesses, job seekers, economic developers, policy makers, and so many others rely on real-time data for effective decision making. Job Service North Dakota created seven (7) dashboards allowing users to select from a menu of options to better analyze the data they need, when they need it. Dashboards currently include: Unemployment Insurance Claims, Labor Force and Unemployment Statistics, Employment and Wages by Occupation, Largest Employers in ND, ND Cost of Living, and the Labor Demand Survey.

LABOR MARKET INFORMATION

LABOR FORCE DATA (Age 16 & older)

Year-over-Year Change in Job Growth (APR 2022-2023)
 North Dakota: **2.1%**
 National: **2.1%**

Annual Average Unemployment Rate
 North Dakota: **2.1%**
 National: **3.6%**

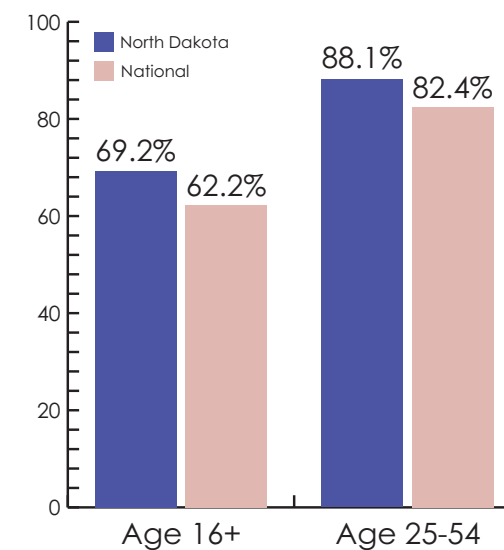
Annual Average Labor Force
414,000

Percent Change Of Jobs In The State Relative To A Pre-COVID Baseline (FEB 2020 vs APR 2023)
 North Dakota: **-0.5%**
 National: **2.4%**

Year-over-Year Change in Total Wages (QCEW Q4 2021 - Q4 2022)
 North Dakota: **3.6%**
 National: **0.6%**

Source: USDOL - BLS

ANNUAL LABOR FORCE PARTICIPATION RATE



Source: USDOL - BLS

WORKFORCE INFORMATION

JOB SERVICE NORTH DAKOTA

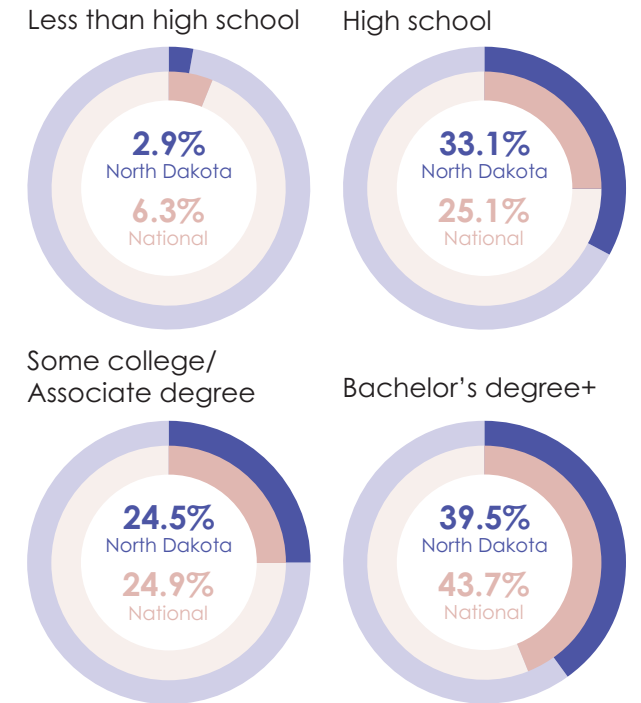
Programs within Agency

- Labor Market Information
- Trade Adjustment Assistance
- UI
- VETS
- WP
- WIOA – A, DW, & Y
- Other Federally Funded Programs
 - SNAP
 - TANF

WIOA Core Programs: Administering Agencies

- Job Service North Dakota – WIOA (A, DW, Y) and WP programs
- ND Department of Public Instruction – AE and Family Literacy programs
- ND Department of Human Services –VR programs

EDUCATION LEVELS (Age 25 & older)




Source: CPS 2022 ANNUAL AVERAGES

NUMBER OF WORKFORCE DEVELOPMENT REGIONS



AMERICAN JOB CENTERS



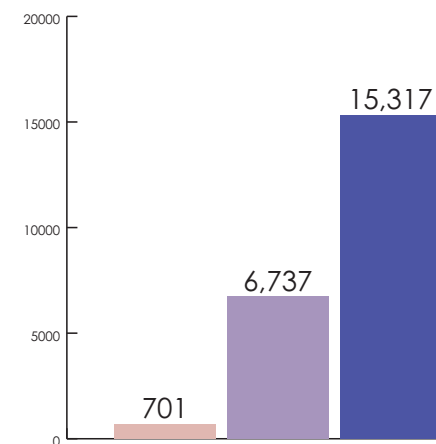
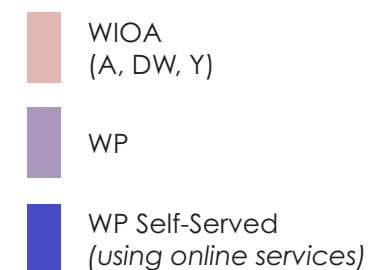
KEY INDUSTRIES

(Top 3 industries for average annual job growth at the super sector level)



Source: APR 2022 - APR 2023, NOT SEASONALLY ADJUSTED

PARTICIPANTS SERVED BY NORTH DAKOTA'S WORKFORCE SERVICES



UNEMPLOYMENT DATA

Duration Rate (Q4 CY22)
 The average number of weeks people receive unemployment insurance.

12.2 weeks North Dakota
14.2 weeks National

Exhaustion Rate
 The percentage of individuals receiving unemployment benefits who use all the eligible weeks without finding new employment.

Source: ETA USDOL (2022)

