

NEBRASKA

2023 State of the Workforce Report

Contact Information: Grace Johnson, Public Information Officer, grace.johnson@nebraska.gov
Online Resources: dol.nebraska.gov

STATE WORKFORCE INNOVATIONS



UI PLAIN LANGUAGE INITIATIVE

Through a USDOL equity grant, NDOL partnered with the American Institutes for Research and NASWA/CESER to incorporate plain language into UI communication materials. AIR is using human-centered design to decrease reading levels and increase customer compliance and understanding of requirements and processes.



WORKFORCE RECRUITMENT AND RETENTION GRANT PROGRAM

Using ARPA funds, NDOL awarded \$10 million in grants for recruitment and retention of healthcare workers, as well as educators in math, science, career and technical education, and early childhood education. Grants also went toward workforce development projects to provide employment-related services to workers.



CONSOLIDATION OF SERVICES INTO SINGLE ONLINE PLATFORM

In addition to being the source for job listings, recruitment, and labor market information, NEworks.nebraska.gov now includes Unemployment Insurance benefits and employer UI Tax functions. Consolidation of services allows customers to access wide-ranging resources and benefits within a single account.

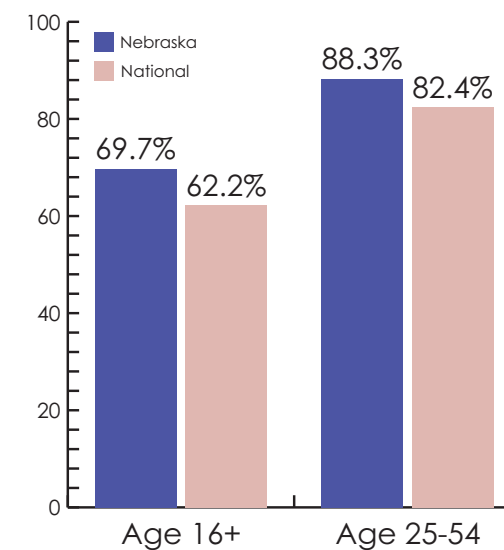
LABOR MARKET INFORMATION

LABOR FORCE DATA (Age 16 & older)

Year-over-Year Change in Job Growth (APR 2022-2023)	2.0% Nebraska	2.1% National
Annual Average Unemployment Rate	2.3% Nebraska	3.6% National
Annual Average Labor Force	1,059,000	
Percent Change Of Jobs In The State Relative To A Pre-COVID Baseline (FEB 2020 vs APR 2023)	2.3% Nebraska	2.4% National
Year-over-Year Change in Total Wages (QCEW Q4 2021 - Q4 2022)	3.1% Nebraska	0.6% National

Source: USDOL - BLS

ANNUAL LABOR FORCE PARTICIPATION RATE



Source: USDOL - BLS

WORKFORCE INFORMATION

NEBRASKA DEPARTMENT OF LABOR

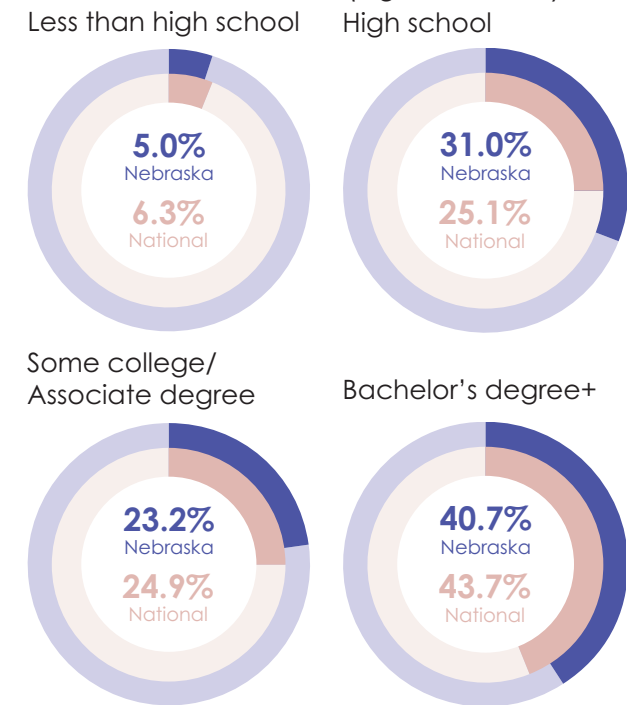
Programs within Agency

- Child Labor
- Contractor Registration
- Employee Classification
- Employment & Training Services
- Farm Labor Contractors
- Foreign Labor Certification
- Labor Market Information
- Meatpacking Bill of Rights
- MSFW
- Non-English Speaking Workers Protection
- On-site Safety & Health Consultation
- PEO Registration
- Reemployment Program
- RESEA
- SCSEP
- SNAP Next Step (Jointly with Nebraska DHHS)
- Trade Adjustment Assistance
- UI
- USDOL Registered Apprenticeships
- VETS
- Veterans Preference
- Wage and Hour
- Wage Payment and Collection
- WP
- WOTC
- Worker Training Program
- WIOA - A, DW, & Y

WIOA Core Programs: Administering Agencies

- Nebraska Department of Labor – WIOA (A, DW, Y) & WP programs
- Nebraska Department of Education – AE and Family Literacy programs, and VR General programs
- Nebraska Commission for the Blind and Visually Impaired – VR Blind programs

EDUCATION LEVELS (Age 25 & older)



Source: CPS 2022 ANNUAL AVERAGES

NUMBER OF WORKFORCE DEVELOPMENT REGIONS



AMERICAN JOB CENTERS

- 4 Comprehensive Centers
- 9 Affiliate Centers

KEY INDUSTRIES

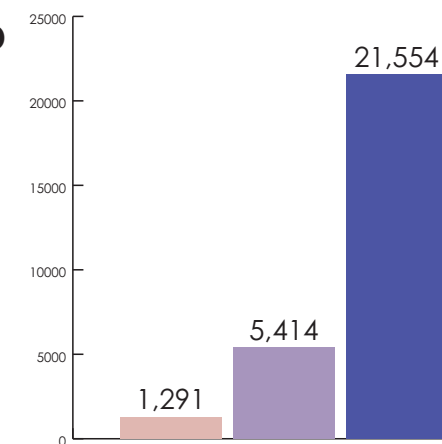
(Top 3 industries for average annual job growth at the super sector level)



Source: APR 2022 - APR 2023, NOT SEASONALLY ADJUSTED

PARTICIPANTS SERVED BY NEBRASKA'S WORKFORCE SERVICES

- WIOA (A, DW, Y)
- WP
- WP Self-Served (using online services)



UNEMPLOYMENT DATA

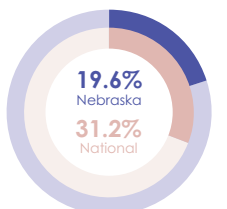
Duration Rate (Q4 CY22)

The average number of weeks people receive unemployment insurance.



Exhaustion Rate

The percentage of individuals receiving unemployment benefits who use all the eligible weeks without finding new employment.



Source: ETA USDOL (2022)