

NEW HAMPSHIRE

2023 State of the Workforce Report

Contact Information: Sarah Morrissey, Director, Employment Service Bureau / Operations, sarah.a.morrissey@nhes.nh.gov
Online Resources: nhworks.org

STATE WORKFORCE INNOVATIONS



PAID FAMILY AND MEDICAL LEAVE PROGRAM

New Hampshire launched a first of its kind, voluntary paid family and medical leave program allowing employers to sponsor paid leave programs for their employees. If an employer chooses not to sponsor a plan, individual employees get to purchase their own policy during an open enrollment period. paidleave.nh.gov



WorkNowNH

The WorkNowNH Program is available to individuals enrolled in Medicaid or Expanded Medicaid. Participants are provided with extensive case management services to assist with training needs and resolving barriers to employment, providing support and assistance in order to become job ready and connected with employers. nhes.nh.gov/services/job-seekers/work-now-nh.htm



WorkInvestNH

The WorkInvestNH Program allows eligible businesses an opportunity to upgrade their workers' skills. A business can apply for a state grant that reimburses their company 50% of their approved training costs for their employees. Training will be provided by the vendor of the entities' choice. nhes.nh.gov/services/employers/work-invest-nh.htm

LABOR MARKET INFORMATION

LABOR FORCE DATA (Age 16 & older)

Year-over-Year Change in Job Growth (APR 2022-2023)
 New Hampshire: **2.1%**
 National: **2.1%**

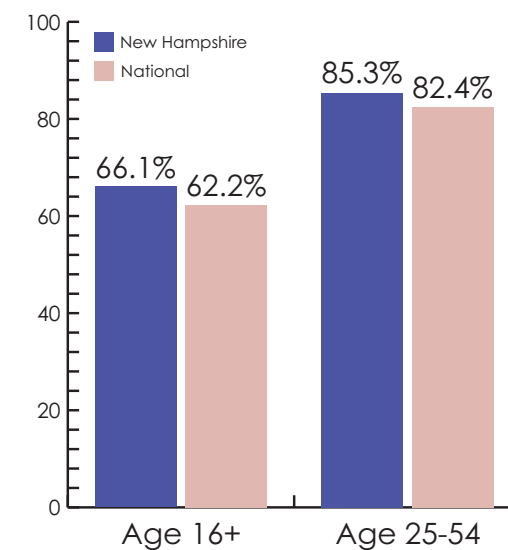
Annual Average Unemployment Rate
 New Hampshire: **2.5%**
 National: **3.6%**

Annual Average Labor Force
767,000

Percent Change Of Jobs In The State Relative To A Pre-COVID Baseline (FEB 2020 vs APR 2023)
 New Hampshire: **1.9%**
 National: **2.4%**

Year-over-Year Change in Total Wages (QCEW Q4 2021 - Q4 2022)
 New Hampshire: **-4.0%**
 National: **0.6%**
 Source: USDOL - BLS

ANNUAL LABOR FORCE PARTICIPATION RATE



Source: USDOL - BLS

WORKFORCE INFORMATION

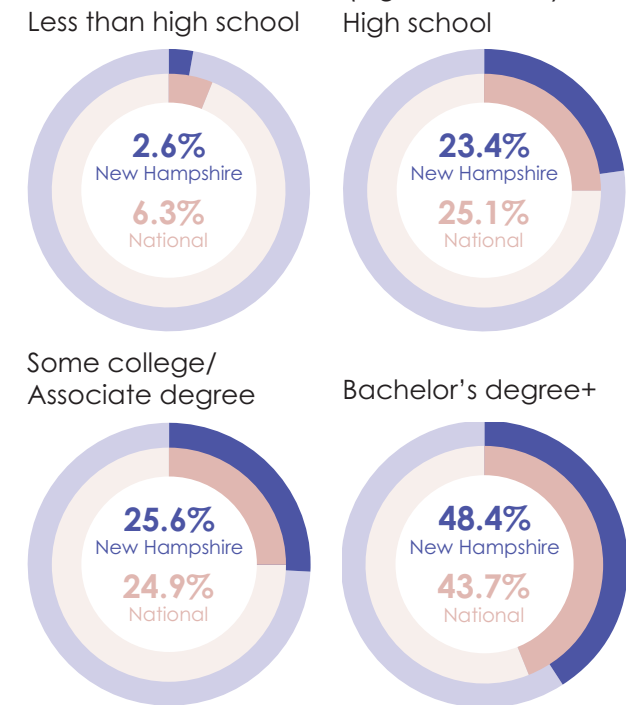
PROGRAMS WITHIN AGENCIES

- Operation Able: SCSEP
- New Hampshire Department of Business and Economic Affairs, Office of Workforce Opportunity
 - WIOA – A, D, & Y
- New Hampshire Department of Labor
 - Wage and Hour
- New Hampshire Employment Security
 - Federal Bonding Program
 - Foreign Labor Certification
- Labor Market Information
- Reemployment Services and Eligibility Assessments (RESEA)
- Trade Adjustment Assistance
- Unemployment
- VETS
- WP
- Work Opportunity Tax Credit

WIOA Core Programs: Administering Agencies

- NH Department of Business and Economic Affairs, Office of Workforce Opportunity – WIOA (A,D,Y) programs
- Adult Education (AE), Family Literacy, and VR programs
- Department of Employment Security – WP programs

EDUCATION LEVELS (Age 25 & older)



Source: CPS 2022 ANNUAL AVERAGES

NUMBER OF WORKFORCE DEVELOPMENT REGIONS



AMERICAN JOB CENTERS



KEY INDUSTRIES

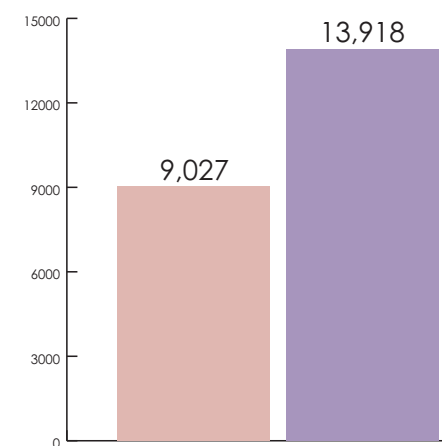
(Top 3 industries for average annual job growth at the super sector level)



Source: APR 2022 - APR 2023, NOT SEASONALLY ADJUSTED

PARTICIPANTS SERVED BY NEW HAMPSHIRE'S WORKFORCE SERVICES

- WIOA (A, DW, Y, VR, AE)
- WP



UNEMPLOYMENT DATA

Duration Rate (Q4 CY22)
 The average number of weeks people receive unemployment insurance.

New Hampshire: **9.4 weeks**
 National: **14.2 weeks**

Exhaustion Rate
 The percentage of individuals receiving unemployment benefits who use all the eligible weeks without finding new employment.

Source: ETA USDOL (2022)

