

# NEW JERSEY

## 2023 State of the Workforce Report

**Contact Information:** Angela Delli-Santi, [angela.delli-santi@dol.nj.gov](mailto:angela.delli-santi@dol.nj.gov)  
**Online Resources:** [nj.gov/labor](http://nj.gov/labor)

### STATE WORKFORCE INNOVATIONS



#### UNEMPLOYMENT INSURANCE MODERNIZATION

New Jersey has led the way on unemployment modernization. The process avoids the pitfalls of a comprehensive, singular replacement system in favor of agile, people-focused tech solutions and clear language, which has resulted in a reduction in process completion time and claimant confusion. Visit [myUnemployment.nj.gov](http://myUnemployment.nj.gov)



#### STRATEGIC ENFORCEMENT FOR WAGE AND HOUR LAW COMPLIANCE

In addition to the traditional processes of responding to worker complaints, NJDOL added the Office of Strategic Enforcement and Compliance to conduct targeted, proactive enforcement and outreach in industries with a history of non-compliance and whose employees are less likely to file complaints. Visit [myworkrights.nj.gov](http://myworkrights.nj.gov)



#### MYCAREER.NJ.GOV

Career Central – accessed at [MyCareer.nj.gov](http://MyCareer.nj.gov) – is a comprehensive set of jobseeker tools using real-time data to help individuals identify, train for, and climb a career ladder. New Jersey workers and employers have a single point of entry to employment resources and career choices.

### LABOR MARKET INFORMATION

#### LABOR FORCE DATA (Age 16 & older)

Year-over-Year Change in Job Growth (APR 2022-2023)  
**2.0%** New Jersey  
**2.1%** National

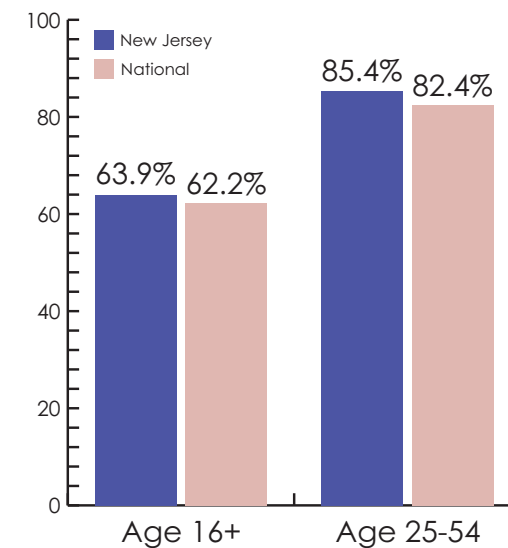
Annual Average Unemployment Rate  
**3.7%** New Jersey  
**3.6%** National

Annual Average Labor Force  
**4,740,000**

Percent Change Of Jobs In The State Relative To A Pre-COVID Baseline (FEB 2020 vs APR 2023)  
**3.5%** New Jersey  
**2.4%** National

Year-over-Year Change in Total Wages (QCEW Q4 2021 - Q4 2022)  
**1.0%** New Jersey  
**0.6%** National  
 Source: USDOL - BLS

#### ANNUAL LABOR FORCE PARTICIPATION RATE



Source: USDOL - BLS

### WORKFORCE INFORMATION

#### NEW JERSEY DEPARTMENT OF LABOR AND WORKFORCE DEVELOPMENT

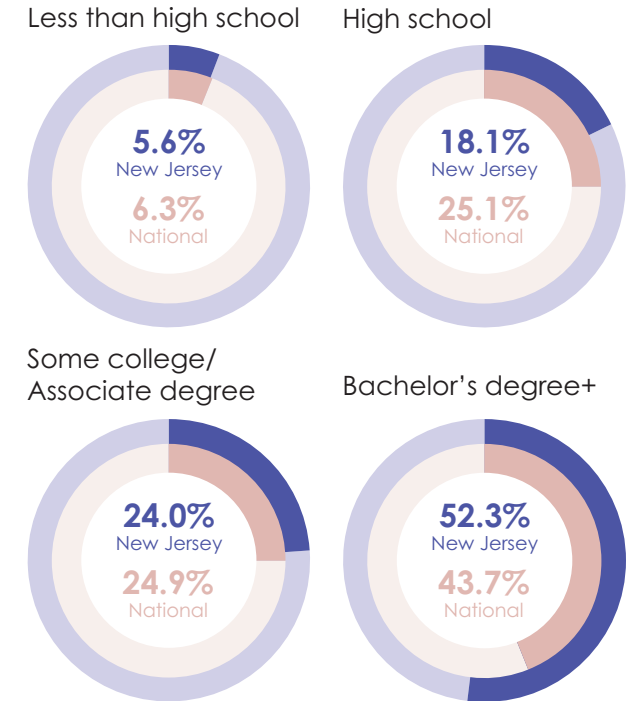
##### Programs within Agency

- AEL
- Economic Development
- Labor Market Information
- Trade Adjustment Assistance
- UI
- VETS
- VR
- Wage and Hour
- WP
- Workers' Compensation
- WIOA – A, DW, & Y

##### WIOA Core Programs: Administering Agencies

- New Jersey Department of Labor and Workforce Development – WIOA (A, DW, Y), AEL, Employment Services/WP and VR programs
- New Jersey Commission for the Blind and Visually Impaired – VR programs

#### EDUCATION LEVELS (Age 25 & older)



Source: CPS 2022 ANNUAL AVERAGES

#### NUMBER OF WORKFORCE DEVELOPMENT REGIONS

3

#### AMERICAN JOB CENTERS

24 Comprehensive Centers  
 2 Affiliate Centers

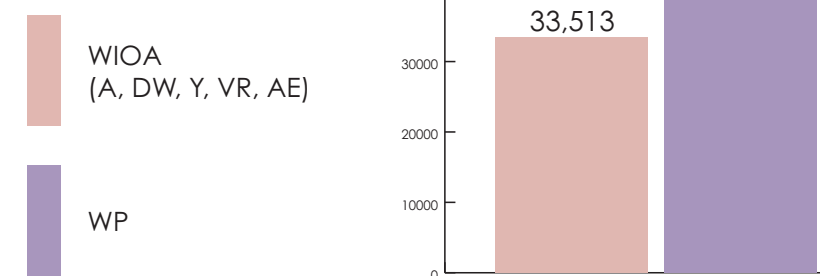
#### KEY INDUSTRIES

(Top 3 industries for average annual job growth at the super sector level)



Source: APR 2022 - APR 2023, NOT SEASONALLY ADJUSTED

#### PARTICIPANTS SERVED BY NEW JERSEY'S WORKFORCE SERVICES



#### UNEMPLOYMENT DATA

**Duration Rate (Q4 CY22)**  
 The average number of weeks people receive unemployment insurance.

**16.8 weeks** New Jersey  
**14.2 weeks** National

**Exhaustion Rate**  
 The percentage of individuals receiving unemployment benefits who use all the eligible weeks without finding new employment.

Source: ETA USDOL (2022)

