

NEW MEXICO

2023 State of the Workforce Report

Contact Information: Stacy Johnston, Communications and Marketing Director, stacy.johnston@dws.nm.gov
Online Resources: dws.state.nm.us

STATE WORKFORCE INNOVATIONS



PAID SICK LEAVE

The New Mexico Department of Workforce Solutions hosted informational webinars to assist employers in preparing their business to be compliant with the Healthy Workplaces Act, an act that mandates employees receive accrued leave to be used for various medical reasons. Webinars introduced employers to the law, how to prepare to be compliant, and provided answers to questions from subject matter experts. A recorded version was also placed on the Department's official YouTube channel: www.dws.state.nm.us/NMPaidSickLeave



RECIPIENT OF NAVIGATOR GRANT

New Mexico was awarded \$2.8M to expand outreach and support for UI benefits in marginalized communities. The grant provides additional resources to create and increase partnerships and collaboration with community-based organizations. The intent is to connect marginalized groups to relevant resources to support a full understanding of the UI benefits application process.



PRE-APPRENTICESHIP

The Pre-Apprenticeship program provides career pathways for 16-24 years old through on-the-job training. Wages are covered by NMDWS at \$15 per hour up to 400 hours. Pre-apprenticeships help individuals meet the entry requirements for apprenticeship programs and ensure they are prepared to be successful in their pathway to a good jobs and careers.

LABOR MARKET INFORMATION

LABOR FORCE DATA (Age 16 & older)

Year-over-Year Change in Job Growth (APR 2022-2023)
 New Mexico: **2.1%** National: **2.1%**

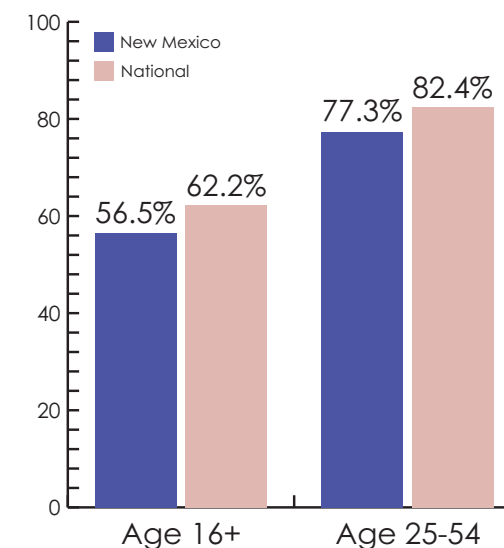
Annual Average Unemployment Rate
 New Mexico: **4.0%** National: **3.6%**

Annual Average Labor Force
947,000

Percent Change Of Jobs In The State Relative To A Pre-COVID Baseline (FEB 2020 vs APR 2023)
 New Mexico: **0.9%** National: **2.4%**

Year-over-Year Change in Total Wages (QCEW Q4 2021 - Q4 2022)
 New Mexico: **4.4%** National: **0.6%**
 Source: USDOL - BLS

ANNUAL LABOR FORCE PARTICIPATION RATE



Source: USDOL - BLS

WORKFORCE INFORMATION

NEW MEXICO DEPARTMENT OF WORKFORCE SOLUTIONS

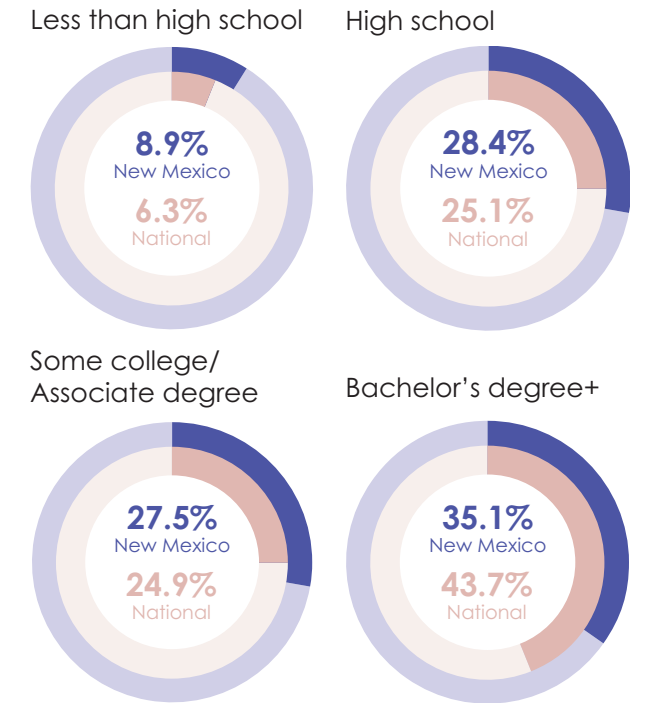
Programs within Agency

- Labor Market Information
- TANF
- Trade Adjustment Assistance
- Workforce Opportunity Tax Credit
- UI
- VETS
- Wage and Hour
- Human Rights
- Public Works
- Apprenticeship
- Serve New Mexico Commission
- WP
- WIOA – A, DW, & Y

WIOA Core Programs: Administering Agencies

- New Mexico Department of Workforce Solutions - oversees implementation of WIOA Title I and III programs, (WIOA A, DW, & Y, and WP) that are delivered through New Mexico Workforce Connection Centers statewide.

EDUCATION LEVELS (Age 25 & older)



Source: CPS 2022 ANNUAL AVERAGES

NUMBER OF WORKFORCE DEVELOPMENT REGIONS

4

AMERICAN JOB CENTERS

23 Comprehensive Centers
2 Affiliate Centers

KEY INDUSTRIES

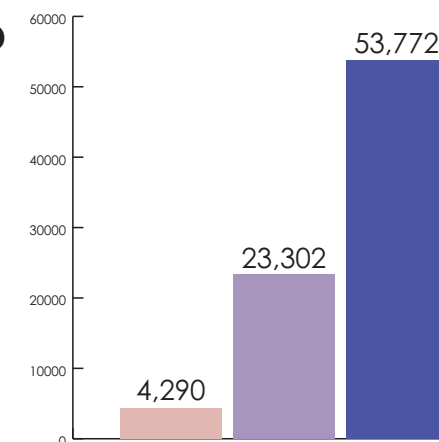
(Top 3 industries for average annual job growth at the super sector level)



Source: APR 2022 - APR 2023, NOT SEASONALLY ADJUSTED

PARTICIPANTS SERVED BY NEW MEXICO'S WORKFORCE SERVICES

- WIOA (A, DW, Y)
- WP
- WP Self-Served (using online services)



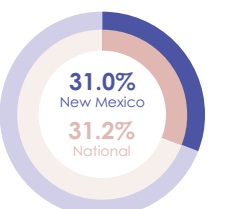
UNEMPLOYMENT DATA

Duration Rate (Q4 CY22)
 The average number of weeks people receive unemployment insurance.

New Mexico: **15.1 weeks** National: **14.2 weeks**

Exhaustion Rate

The percentage of individuals receiving unemployment benefits who use all the eligible weeks without finding new employment.



Source: ETA USDOL (2022)