

# NEVADA

## 2023 State of the Workforce Report

**Contact Information:** Valentina Bonaparte, Public Information Officer, v-bonaparte@detr.nv.gov  
**Online Resources:** detr.nv.gov

### STATE WORKFORCE INNOVATIONS



#### ROADS PROGRAM

Realizing Opportunities for the American Dream to Succeed (ROADS) was developed to enhance skills for the unemployed or underemployed population. The targeted industries include Manufacturing, Health Care, Technology, and Building Trades. Participants receive tuition assistance, assistance with training costs and uniforms, along with other supportive services such as childcare and transportation. [wnc.edu/roads.php](http://wnc.edu/roads.php)



#### EmployNV BUSINESS HUBS

Nevada's Department of Employment Training & Rehabilitation, its Southern workforce development board, and the Vegas Chamber opened an American Job Center (AJC) to provide one stop streamlining services to businesses under one unified brand. Business Hubs have become a critical resource for businesses where employment & training services from the public workforce development system can be easily accessed.



#### FOUNDATION FOR AN INDEPENDENT TOMORROW (FIT)

This program provides training services in high-growth and high-demand occupations within emerging Nevada industries. Training is provided through community colleges, vocational centers, and state universities for in-demand occupations within the industry sectors of Health Care, Logistics, and Manufacturing.

### LABOR MARKET INFORMATION

#### LABOR FORCE DATA (Age 16 & older)

Year-over-Year Change in Job Growth (APR 2022-2023)

Nevada	4.1%	National	2.1%
--------	------	----------	------

Annual Average Unemployment Rate

Nevada	5.4%	National	3.6%
--------	------	----------	------

Annual Average Labor Force

**1,550,000**

Percent Change Of Jobs In The State Relative To A Pre-COVID Baseline (FEB 2020 vs APR 2023)

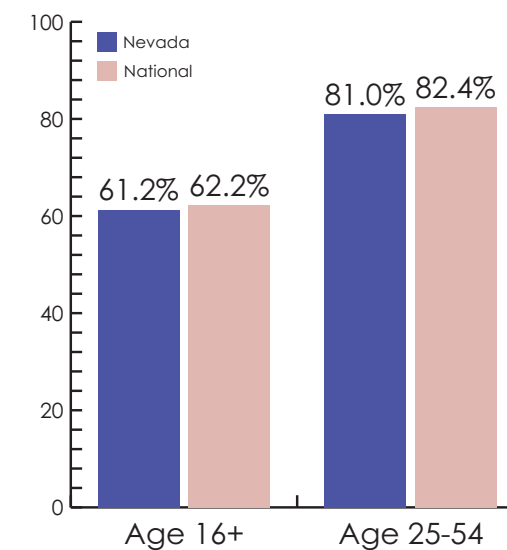
Nevada	7.4%	National	2.4%
--------	------	----------	------

Year-over-Year Change in Total Wages (QCEW Q4 2021 - Q4 2022)

Nevada	5.1%	National	0.6%
--------	------	----------	------

Source: USDOL - BLS

#### ANNUAL LABOR FORCE PARTICIPATION RATE



Source: USDOL - BLS

### WORKFORCE INFORMATION

#### NEVADA DEPARTMENT OF EMPLOYMENT, TRAINING AND REHABILITATION

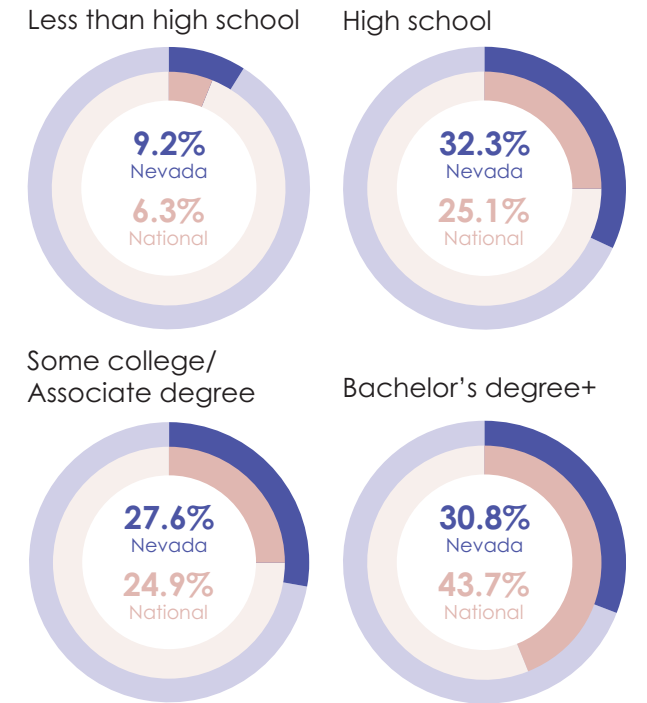
##### Programs within Agency

- Labor Market Information
- RESEA
- Trade Adjustment Assistance
- UI
- VR
- WP
- WIOA – A, DW, & Y

##### WIOA Core Programs: Administering Agencies

- Nevada Department of Employment, Training and Rehabilitation – WIOA (A, DW, & Y), and WP programs
- Nevada Department of Education – AE and Literacy programs
- Nevada Department of Employment, Training and Rehabilitation, Vocational Rehabilitation Division – VR programs

#### EDUCATION LEVELS (Age 25 & older)



Source: CPS 2022 ANNUAL AVERAGES

#### NUMBER OF WORKFORCE DEVELOPMENT REGIONS

**2**

#### AMERICAN JOB CENTERS

- 4 Comprehensive Centers
- 9 Affiliate Centers

#### KEY INDUSTRIES

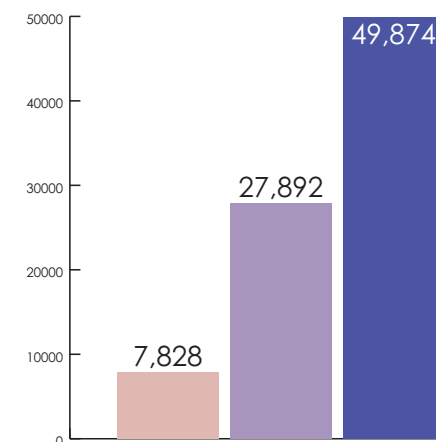
(Top 3 industries for average annual job growth at the super sector level)



Source: APR 2022 - APR 2023, NOT SEASONALLY ADJUSTED

#### PARTICIPANTS SERVED BY NEVADA'S WORKFORCE SERVICES

- WIOA (A, DW, Y, NWG, H1-B, VR)
- WP
- WP Self-Served (using online services)



#### UNEMPLOYMENT DATA

**Duration Rate (Q4 CY22)**  
 The average number of weeks people receive unemployment insurance.

**13.2 weeks** Nevada  
**14.2 weeks** National

**Exhaustion Rate**  
 The percentage of individuals receiving unemployment benefits who use all the eligible weeks without finding new employment.

Source: ETA USDOL (2022)

