

# NEW YORK

## 2023 State of the Workforce Report

**Contact Information:** Nicole Levy, Director of Communications, [nicole.levy@labor.ny.gov](mailto:nicole.levy@labor.ny.gov)  
**Online Resources:** [labor.ny.gov](http://labor.ny.gov)

### STATE WORKFORCE INNOVATIONS



#### THE NEW YORK STATE UNEMPLOYMENT INSURANCE CUSTOMER SERVICE 360° AND PERKINS PLATFORM

Designed to improve efficiency and ensure the Department is more proactive in helping New Yorkers apply for and receive unemployment benefits, these innovations have enhanced the overall customer experience by providing on-demand, claim-specific information in thirteen languages without customers needing to call an agent.



#### STATEWIDE WORKFORCE SURVEYS

The Department has taken an innovative approach to driving policy and programming with statewide business and job seeker surveys. In the last three years, the agency has heard from 8,500 businesses and 20,000+ job seekers with the results shaping workforce development practices and policy.



#### INTERACTIVE WAGE AND EMPLOYMENT DASHBOARDS

The Department has launched a series of interactive online dashboards designed to improve transparency and enhance access to employment statistics, occupational wage information, and unemployment data for job seekers, businesses, policymakers, and more. [dol.ny.gov/current-employment-statistics-0](https://dol.ny.gov/current-employment-statistics-0) | [dol.ny.gov/occupational-wages-0](https://dol.ny.gov/occupational-wages-0) | [dol.ny.gov/local-area-unemployment-statistics](https://dol.ny.gov/local-area-unemployment-statistics)

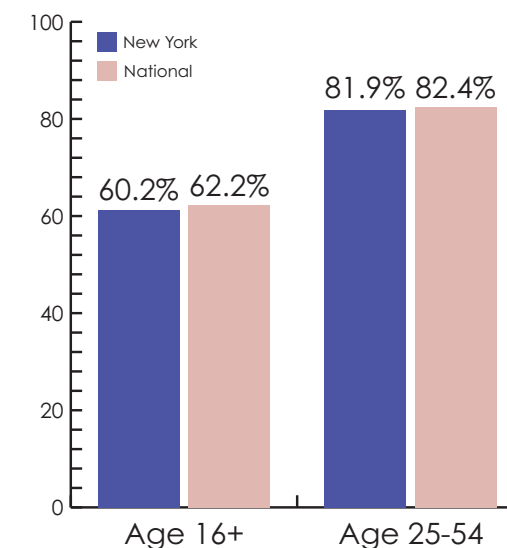
### LABOR MARKET INFORMATION

#### LABOR FORCE DATA (Age 16 & older)

Year-over-Year Change in Job Growth (APR 2022-2023)	<b>2.1%</b> New York	<b>2.1%</b> National
Annual Average Unemployment Rate	<b>4.3%</b> New York	<b>3.6%</b> National
Annual Average Labor Force	<b>9,617,000</b>	
Percent Change Of Jobs In The State Relative To A Pre-COVID Baseline (FEB 2020 vs APR 2023)	<b>-1.8%</b> New York	<b>2.4%</b> National
Year-over-Year Change in Total Wages (QCEW Q4 2021 - Q4 2022)	<b>-2.0%</b> New York	<b>0.6%</b> National

Source: USDOL - BLS

#### ANNUAL LABOR FORCE PARTICIPATION RATE



Source: USDOL - BLS

### WORKFORCE INFORMATION

#### NEW YORK STATE DEPARTMENT OF LABOR

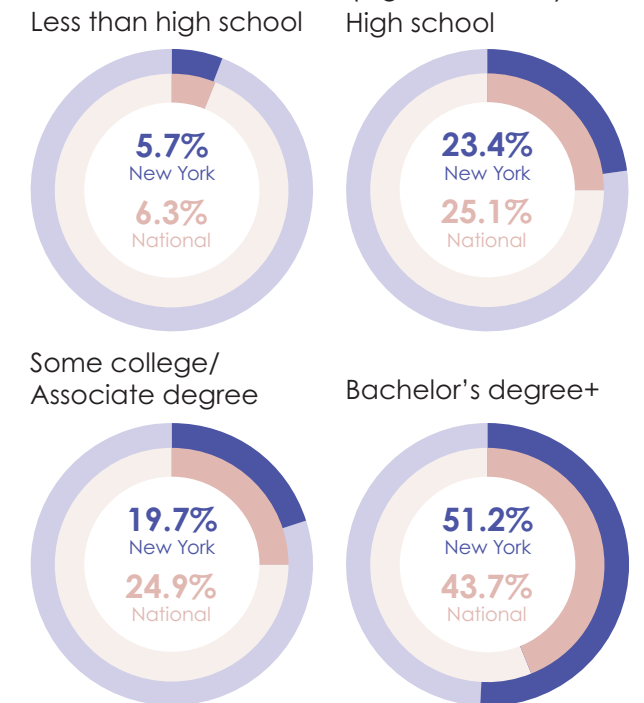
##### Programs within Agency

- Apprenticeship
- Federal Bonding Program
- Foreign Labor Certification (H-2A and H-2B)
- Labor Market Information
- RESEA
- Trade Adjustment Assistance
- UI
- VETS
- WP
- Work Opportunity Tax Credit
- WIOA – A, DW, & Y

##### WIOA Core Programs: Administering Agencies

- New York State Department of Labor – WIOA (A, DW, Y) and WP programs
- New York State Education Department – AE and Family Literacy programs
- New York State Education Department and the Commission for the Blind at the Office of Children and Family Services – VR programs
- Office of Temporary and Disability Assistance – TANF program

#### EDUCATION LEVELS (Age 25 & older)



Source: CPS 2022 ANNUAL AVERAGES

#### NUMBER OF WORKFORCE DEVELOPMENT AREAS

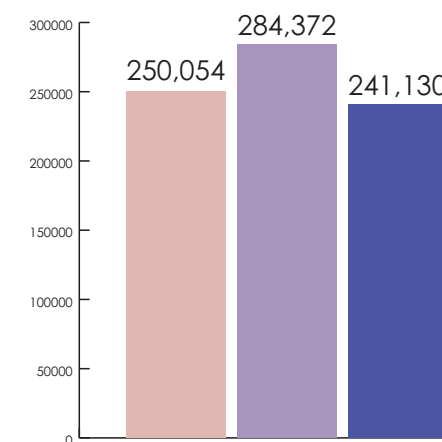
**33**

#### AMERICAN JOB CENTERS

**58** Comprehensive Centers  
**37** Affiliate Centers

#### PARTICIPANTS SERVED BY NEW YORK'S WORKFORCE SERVICES

- WIOA (A, DW, Y)
- WP
- WP-Self Served (using online services)



#### KEY INDUSTRIES

(Top 3 industries for average annual job growth at the super sector level)



Source: APR 2022 - APR 2023, NOT SEASONALLY ADJUSTED

#### UNEMPLOYMENT DATA

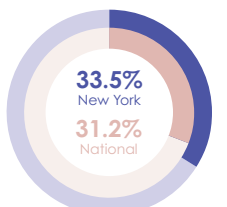
##### Duration Rate (Q4 CY22)

The average number of weeks people receive unemployment insurance.

**17.5 weeks** New York  
**14.2 weeks** National

##### Exhaustion Rate

The percentage of individuals receiving unemployment benefits who use all the eligible weeks without finding new employment.



Source: ETA USDOL (2022)