

STATE WORKFORCE INNOVATIONS



FRAUD PREVENTION AND DETECTION SOLUTIONS

Ohio has implemented a variety of fraud prevention and detection solutions for all four phases of unemployment claims submission: Pre-Authentication, Authentication, Claims Applications and Renewals, and After-Claim Analytics. unemployment.ohio.gov



LMI COUNTY ECONOMIC PROFILES INFORMATION AND VISUALIZATION TOOL

Ohio's Bureau of Labor Market Information transformed County Economic Profiles from separate PDFs into a new online tool. Users can now compare one county to another, or Ohio, or generate a PDF if they prefer. ohiolmi.com/Home/EconomicProfiles



MILITARY SPOUSE OUTREACH EFFORTS

Ohio offers virtual or in-person job services to spouses of active and former military members. On OhioMeansJobs.com, the resumes of military spouses are designated with a red and blue "S" to make them stand out to military-friendly employers. ohiomeansjobs.ohio.gov/job-seekers/build-your-career-for-veterans

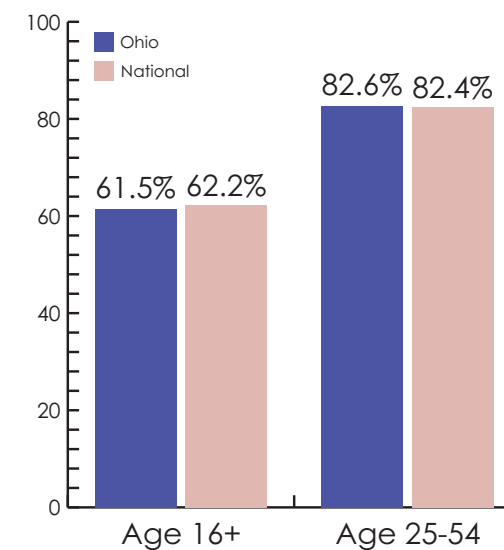
LABOR MARKET INFORMATION

LABOR FORCE DATA (Age 16 & older)

Year-over-Year Change in Job Growth (APR 2022-2023)	1.4% Ohio	2.1% National
Annual Average Unemployment Rate	4.0% Ohio	3.6% National
Annual Average Labor Force	5,741,000	
Percent Change Of Jobs In The State Relative To A Pre-COVID Baseline (FEB 2020 vs APR 2023)	1.2% Ohio	2.4% National
Year-over-Year Change in Total Wages (QCEW Q4 2021 - Q4 2022)	0.3% Ohio	0.6% National

Source: USDOL - BLS

ANNUAL LABOR FORCE PARTICIPATION RATE



WORKFORCE INFORMATION

OHIO DEPARTMENT OF JOB AND FAMILY SERVICES

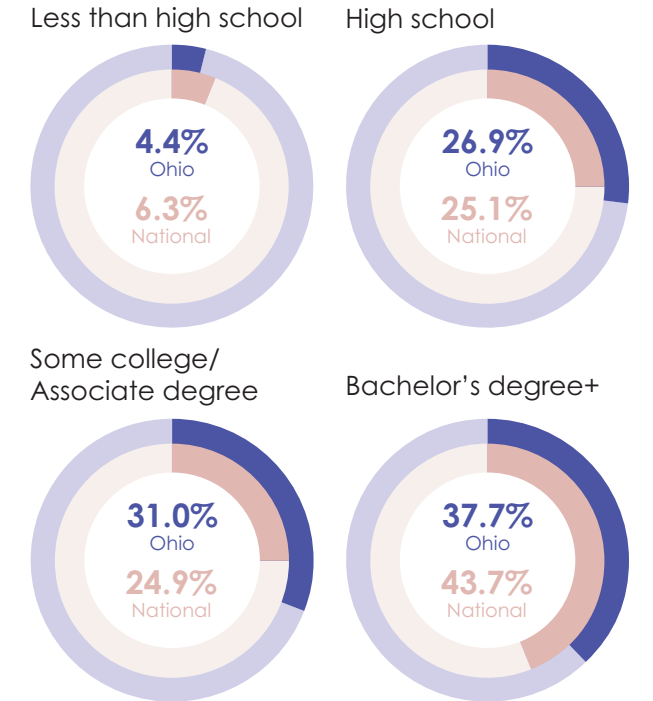
Programs within Agency

- Child Support
- Economic Development
- Labor Market Information
- SNAP
- TANF
- Trade Adjustment Assistance
- UI
- VETS
- WP
- WIOA – A, DW, & Y

WIOA Core Programs: Administering Agencies

- Ohio Department of Job and Family Services – WIOA (A, DW, Y) and WP programs
- Ohio Department of Higher Education – AE and Family Literacy programs (ASPIRE)
- Opportunities for Ohioans with Disabilities – VR programs

EDUCATION LEVELS (Age 25 & older)



NUMBER OF WORKFORCE DEVELOPMENT AREAS

20

AMERICAN JOB CENTERS

22 Comprehensive Centers
66 Affiliate Centers

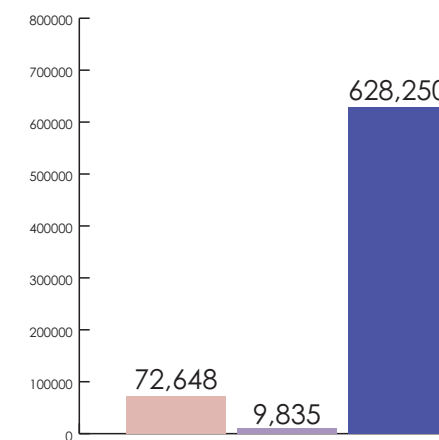
KEY INDUSTRIES

(Top 3 industries for average annual job growth at the super sector level)



PARTICIPANTS SERVED BY OHIO'S WORKFORCE SERVICES

- WIOA (A, DW, Y, VR, ASPIRE)
- WP
- WP Self-Served (using online services)



UNEMPLOYMENT DATA

Duration Rate (Q4 CY22)
 The average number of weeks people receive unemployment insurance.

12.2 weeks Ohio
14.2 weeks National

Exhaustion Rate
 The percentage of individuals receiving unemployment benefits who use all the eligible weeks without finding new employment.

