

STATE WORKFORCE INNOVATIONS



IDENTITY MANAGEMENT SOLUTION

Oklahoma built and deployed an identity management solution that tightly coordinates with issuing agencies of credentialing documents and is capable of working universally through many state agencies to drastically reduce fraudulent attempts to use synthetic or stolen identities.



NEW EMPLOYER ENGAGEMENT TOOL

Oklahoma built and deployed a new employer engagement tool that allows for immediate notification of separations via e-mail and text messages.



NEW DATA EVALUATION PROCESS

Oklahoma created a process to evaluate data across multiple solutions to identify gaps that may lead to inaccurate reporting or require manual efforts to properly report on offerings.



WORKFORCE DELIVERY SYSTEM TRANSFORMATION

Oklahoma's workforce and education agencies, as well as Oklahoma's legislature and governor's office, are working closer than ever to bridge the gap between education and workforce to create a more streamlined and robust talent pipeline and to realign WIOA responsibilities across the state for a more strategic and efficient workforce delivery system.

LABOR MARKET INFORMATION

LABOR FORCE DATA (Age 16 & older)

Year-over-Year Change in Job Growth (APR 2022-2023)
2.1% Oklahoma **2.1%** National

Annual Average Unemployment Rate
3.0% Oklahoma **3.6%** National

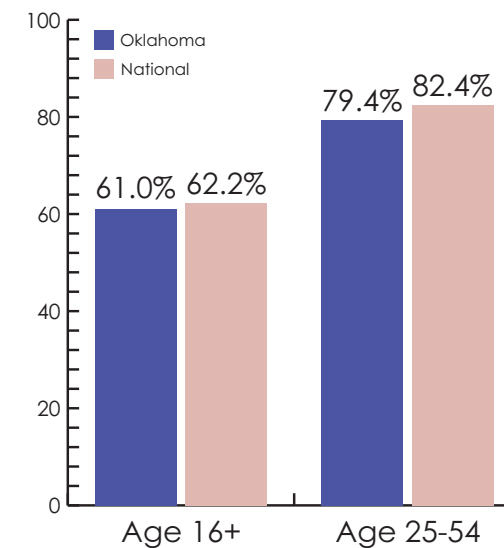
Annual Average Labor Force
1,887,000

Percent Change Of Jobs In The State Relative To A Pre-COVID Baseline (FEB 2020 vs APR 2023)
2.1% Oklahoma **2.4%** National

Year-over-Year Change in Total Wages (QCEW Q4 2021 - Q4 2022)
2.5% Oklahoma **0.6%** National

Source: USDOL - BLS

ANNUAL LABOR FORCE PARTICIPATION RATE



Source: USDOL - BLS

WORKFORCE INFORMATION

OKLAHOMA EMPLOYMENT SECURITY COMMISSION

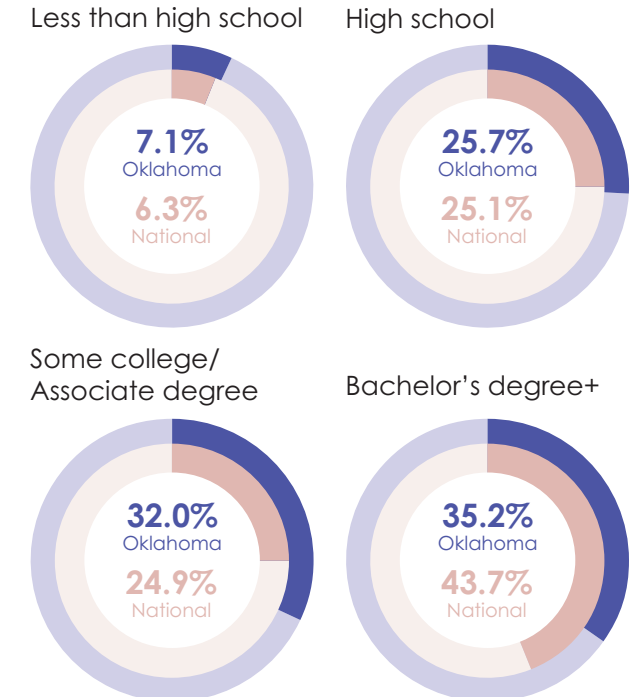
Programs within Agency

- Economic Research and Analysis
- RESEA
- Trade Adjustment Assistance
- UI
- JVSG
- WIOA – WP, A, DW, & Y
- MSFW – state monitor program
- H-2A Temp. Agricultural and H-2B Temp. Non-Agricultural Programs
- WOTC
- Federal Bonding

WIOA Core Programs: Administering Agencies

- Oklahoma Department of Career and Technology Education – AE and Family Literacy programs
- Oklahoma Employment Security Commission – WP programs
- Oklahoma Department of Rehabilitation Services – Administers VR programs

EDUCATION LEVELS (Age 25 & older)



Source: CPS 2022 ANNUAL AVERAGES

NUMBER OF WORKFORCE DEVELOPMENT REGIONS



AMERICAN JOB CENTERS



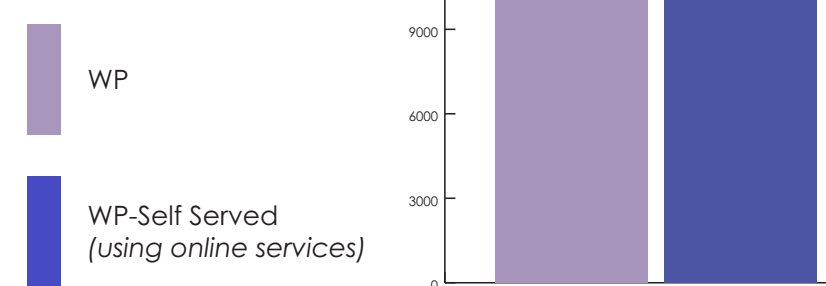
KEY INDUSTRIES

(Top 3 industries for average annual job growth at the super sector level)



Source: APR 2022 - APR 2023, NOT SEASONALLY ADJUSTED

PARTICIPANTS SERVED BY OKLAHOMA'S WORKFORCE SERVICES



UNEMPLOYMENT DATA

Duration Rate (Q4 CY22)
 The average number of weeks people receive unemployment insurance.

13.4 weeks Oklahoma **14.2 weeks** National

Exhaustion Rate
 The percentage of individuals receiving unemployment benefits who use all the eligible weeks without finding new employment.

Source: ETA USDOL (2022)