

### STATE WORKFORCE INNOVATIONS



#### MODERNIZED COMPUTER SYSTEM

OED is rolling out its new system, Frances Online, named after Secretary of Labor Frances Perkins. The system streamlines the contributions process for employers, and it will support benefits for both Paid Leave Oregon and Unemployment Insurance. Learn more at [francesinfo.oregon.gov](http://francesinfo.oregon.gov).



#### ONLINE SERVICE DELIVERY MODEL

WorkSource Oregon is part of the American Job Center network. Job seekers anywhere in the state can use an online scheduling tool to create an appointment or walk in to any of the 39 WorkSource Oregon centers. Learn more at [worksourceoregon.org](http://worksourceoregon.org).



#### REDESIGN OF QUALITYINFO.ORG

OED redesigned its labor market website to be more modern, intuitive, and mobile-friendly. Visitors can easily explore occupation and wage information, find employer data, see industry trends, and explore open jobs across the state. See it at [qualityinfo.org](http://qualityinfo.org).

### LABOR MARKET INFORMATION

#### LABOR FORCE DATA (Age 16 & older)

Year-over-Year Change in Job Growth (APR 2022-2023)  
**2.3%** Oregon  
**2.1%** National

Annual Average Unemployment Rate  
**4.2%** Oregon  
**3.6%** National

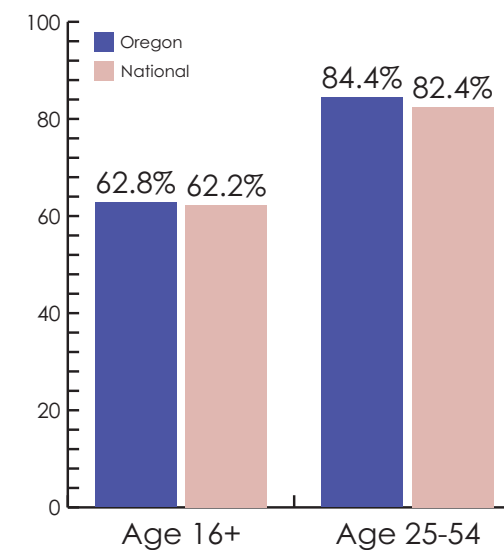
Annual Average Labor Force  
**2,177,000**

Percent Change Of Jobs In The State Relative To A Pre-COVID Baseline (FEB 2020 vs APR 2023)  
**1.5%** Oregon  
**2.4%** National

Year-over-Year Change in Total Wages (QCEW Q4 2021 - Q4 2022)  
**0.0%** Oregon  
**0.6%** National

Source: USDOL - BLS

#### ANNUAL LABOR FORCE PARTICIPATION RATE



Source: USDOL - BLS

### WORKFORCE INFORMATION

#### OREGON EMPLOYMENT DEPARTMENT

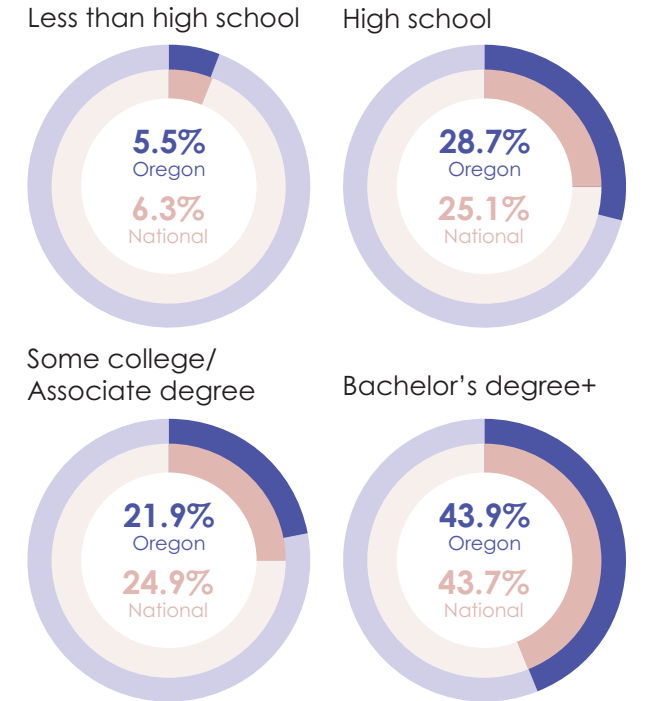
##### Programs within Agency

- Foreign Labor Certification
- Labor Market Information
- MSFW
- Paid Leave Oregon
- RESEA
- Trade Adjustment Assistance
- UI
- Self-Employment Assistance
- Short-Time Compensation (STC or WorkShare)
- Training Unemployment Insurance
- VETS
- WP
- Work Opportunity Tax Credit

##### WIOA Core Programs: Administering Agencies

- Higher Education Coordinating Commission's Office of Workforce Investment – WIOA (A, DW, & Y) programs
- Higher Education Coordinating Commission's Office of Community Colleges and Workforce Development – AE programs
- Oregon Employment Department – WP programs
- Oregon Department of Human Services Office of Vocational Rehabilitation Services and Oregon Commission for the Blind – VR programs

#### EDUCATION LEVELS (Age 25 & older)



Source: CPS 2022 ANNUAL AVERAGES

#### NUMBER OF WORKFORCE DEVELOPMENT REGIONS



#### AMERICAN JOB CENTERS

**22** Comprehensive Centers  
**17** Affiliate Centers

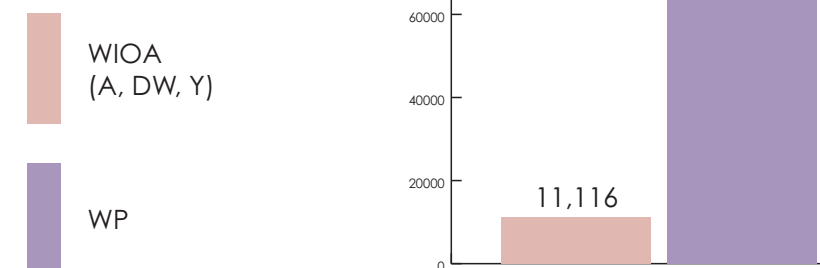
#### KEY INDUSTRIES

(Top 3 industries for average annual job growth at the super sector level)



Source: APR 2022 - APR 2023, NOT SEASONALLY ADJUSTED

#### PARTICIPANTS SERVED BY OREGON'S WORKFORCE SERVICES



#### UNEMPLOYMENT DATA

**Duration Rate (Q4 CY22)**  
 The average number of weeks people receive unemployment insurance.

**15.0 weeks** Oregon  
**14.2 weeks** National

**Exhaustion Rate**  
 The percentage of individuals receiving unemployment benefits who use all the eligible weeks without finding new employment.

Source: ETA USDOL (2022)

