

PENNSYLVANIA

2023 State of the Workforce Report

Contact Information: Erin James, Communications Director, erinjames@pa.gov
Online Resources: dli.pa.gov

STATE WORKFORCE INNOVATIONS



SERVING PENNSYLVANIANS IN THEIR COMMUNITIES THROUGH UC CONNECT

L&I has indefinitely extended a program that enhances Pennsylvanians' access to the Unemployment Compensation (UC) system by offering in-person appointments to claimants at PA CareerLink® locations throughout the Commonwealth. Since its launch, UC Connect has served more than 43,000 people. media.pa.gov/pages/labor-and-industry-details.aspx?newsid=777



ENHANCING PENNSYLVANIA'S REGISTERED APPRENTICESHIP MODEL TO DEVELOP PROGRAMS THAT ADDRESS WORKFORCE CHALLENGES

L&I awarded grant funding to apprenticeship programs that help expand job opportunities for underrepresented populations in the construction and building trades, tackle Pennsylvania's shortage of certified teachers, and boost the ranks of nurses in communities most affected by the COVID-19 pandemic. dli.pa.gov/Businesses/Workforce-Development/grants/Pages/default.aspx



SKILLUP PA'S VIRTUAL TRAINING MODULES TO ENHANCE STATE WORKFORCE SYSTEM

SkillUp™ PA offers more than 7,000 free virtual training modules for Pennsylvania workers and employers. Since 2021, this initiative has engaged with more than 46,000 learners who have collectively completed more than 30,000 courses. pacareerlink.pa.gov/jponline/SkillUpPA

LABOR MARKET INFORMATION

LABOR FORCE DATA (Age 16 & older)

Year-over-Year Change in Job Growth (APR 2022-2023)
 Pennsylvania: **2.4%**
 National: **2.1%**

Annual Average Unemployment Rate
 Pennsylvania: **4.4%**
 National: **3.6%**

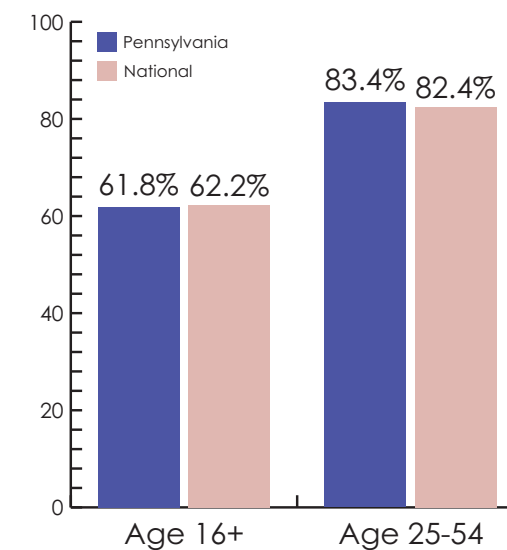
Annual Average Labor Force
6,479,000

Percent Change Of Jobs In The State Relative To A Pre-COVID Baseline (FEB 2020 vs APR 2023)
 Pennsylvania: **1.6%**
 National: **2.4%**

Year-over-Year Change in Total Wages (QCEW Q4 2021 - Q4 2022)
 Pennsylvania: **0.1%**
 National: **0.6%**

Source: USDOL - BLS

ANNUAL LABOR FORCE PARTICIPATION RATE



Source: USDOL - BLS

WORKFORCE INFORMATION

PENNSYLVANIA DEPARTMENT OF LABOR & INDUSTRY

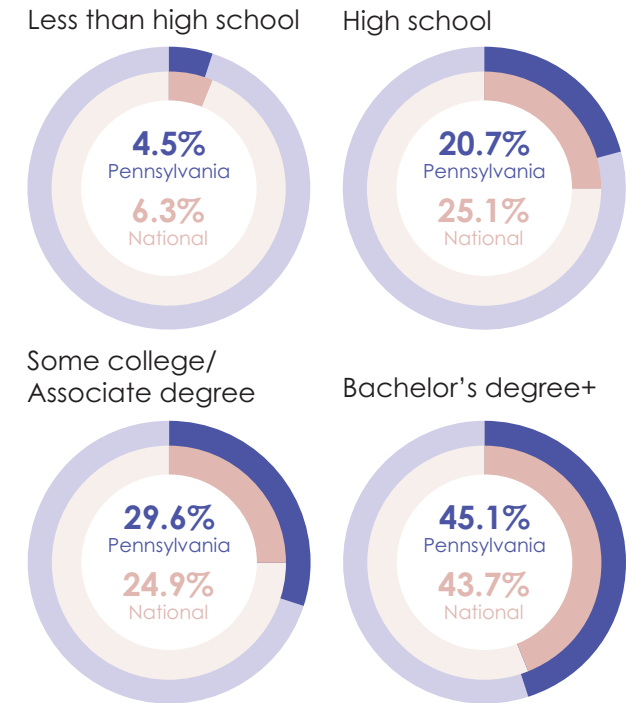
Programs within Agency

- Agricultural Recruitment System
- Blindness and Visual Services
- Deaf and Hard of Hearing Services
- Digital Literacy
- Disability Determination
- Foreign Labor Certification
- Industry Partnerships
- Labor Law Compliance
- Labor Market Information
- New Hire Program
- Occupational & Industrial Safety
- Other Employment and Training Services
- Rapid Response Services
- Registered Apprenticeship and Pre-Apprenticeship
- Services for Justice-Impacted Adults and Youth
- SkillUp™ PA
- State Workers' Insurance Fund
- TANF Youth Development Program
- Trade Adjustment Assistance
- UI
- VETS
- VR
- Wage and Hour
- WPLabor Exchange Services
- Workers' Compensation
- WIOA – A, DW, & Y
- Work Opportunity Tax Credit

WIOA Core Programs: Administering Agencies

- Pennsylvania Department of Labor & Industry – WIOA (A, DW, Y), employment services, and VR programs.
- Pennsylvania Department of Education – AE and Family Literacy programs

EDUCATION LEVELS (Age 25 & older)



Source: CPS 2022 ANNUAL AVERAGES

NUMBER OF WORKFORCE DEVELOPMENT REGIONS

22

AMERICAN JOB CENTERS

55 Comprehensive Centers
10 Affiliate Centers

KEY INDUSTRIES

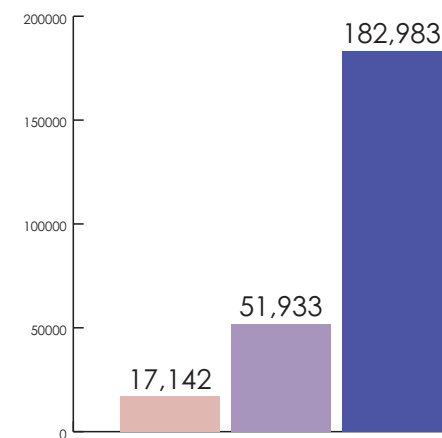
(Top 3 industries for average annual job growth at the super sector level)



Source: APR 2022 - APR 2023, NOT SEASONALLY ADJUSTED

PARTICIPANTS SERVED BY PENNSYLVANIA'S WORKFORCE SERVICES

- WIOA (A, DW, Y)
- WP
- WP Self-Served (using online services)

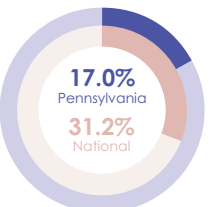


UNEMPLOYMENT DATA

Duration Rate (Q4 CY22)
 The average number of weeks people receive unemployment insurance.

14.4 weeks Pennsylvania
14.2 weeks National

Exhaustion Rate
 The percentage of individuals receiving unemployment benefits who use all the eligible weeks without finding new employment.



Source: ETA USDOL (2022)