

RHODE ISLAND

2023 State of the Workforce Report

Contact Information: Edwine "Drine" Paul, Communications Director, edwine.paul@dlt.ri.gov
 Online Resources: dlt.ri.gov

STATE WORKFORCE INNOVATIONS



OFFICE OF COMMUNITY ENGAGEMENT

The Office of Community Engagement leads the Department's diversity, equity, and inclusion strategy. Currently, the office is collaborating with an advisory group of community-based organizations to advise the agency on culturally and linguistically appropriate programming and education, to better serve the community. dlt.ri.gov/office-community-engagement



UI ONLINE

UI Online – a new unemployment insurance website to allow claimants to apply online and track their claims as they are processed. The platform provides weekly reminders to claimants to certify for weekly payments and alerts them if additional information is needed. dlt.ri.gov



UI & TDI HELP FORMS

UI & TDI Help Forms – reduces call wait times, by having claimants enter call-back information to be contacted directly from a member of the UI or TDI/TCI teams.

LABOR MARKET INFORMATION

LABOR FORCE DATA (Age 16 & older)

Year-over-Year Change in Job Growth (APR 2022-2023)
 Rhode Island: **-1.0%**
 National: **2.1%**

Annual Average Unemployment Rate
 Rhode Island: **3.2%**
 National: **3.6%**

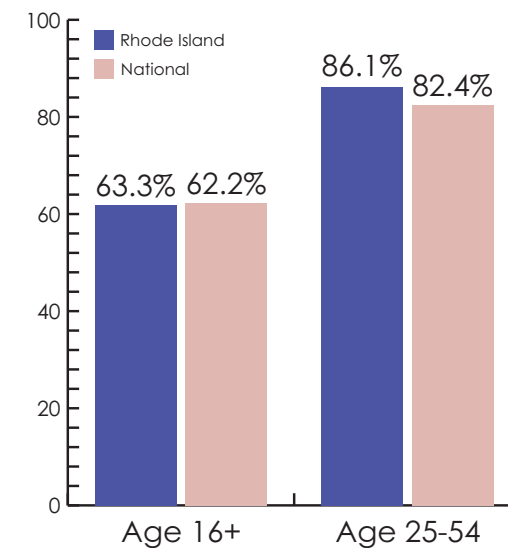
Annual Average Labor Force
569,000

Percent Change Of Jobs In The State Relative To A Pre-COVID Baseline (FEB 2020 vs APR 2023)
 Rhode Island: **-1.2%**
 National: **2.4%**

Year-over-Year Change in Total Wages (QCEW Q4 2021 - Q4 2022)
 Rhode Island: **-2.0%**
 National: **0.6%**

Source: USDOL - BLS

ANNUAL LABOR FORCE PARTICIPATION RATE



Source: USDOL - BLS

WORKFORCE INFORMATION

RHODE ISLAND DEPARTMENT OF LABOR AND TRAINING

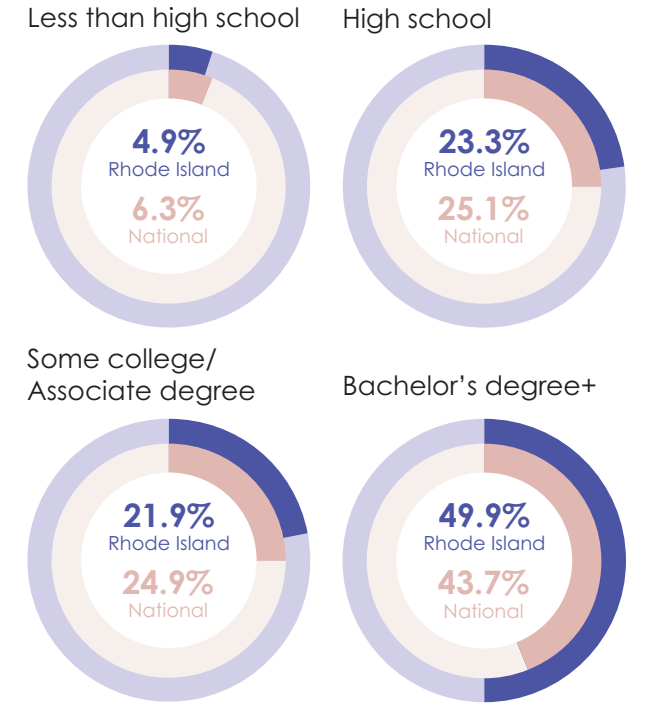
Programs within Agency

- Labor Market Information
- Prevailing Wage
- Occupational Safety
- Professional Regulation (licensure for trade occupations)
- Rapid Response
- Real Jobs RI
- Registered Apprenticeship
- Safety Inspections
- SCSEP
- TCI
- TDI
- Trade Adjustment Assistance
- UI
- VETS
- Wage and Hour
- WP
- Work Opportunity Tax Credit
- Workers' Compensation
- WIOA – A, DW, & Y

WIOA Core Programs: Administering Agencies

- Rhode Island Department of Labor and Training – WIOA (A, DW, Y) and WP programs
- Rhode Island Department of Education – AE and Family Literacy programs
- Rhode Island Department of Human Services, Office of Rehabilitative Services – VR programs

EDUCATION LEVELS (Age 25 & older)



Source: CPS 2022 ANNUAL AVERAGES

NUMBER OF WORKFORCE DEVELOPMENT REGIONS

2

AMERICAN JOB CENTERS

- 2 Comprehensive Centers
- 1 Affiliate Centers

KEY INDUSTRIES

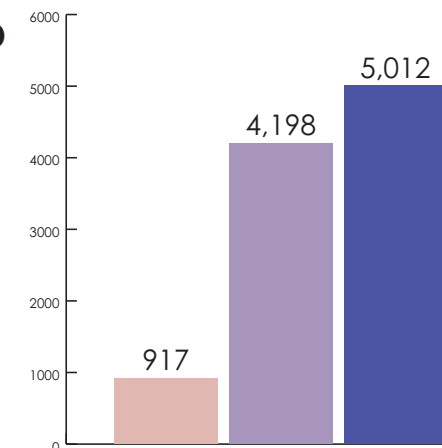
(Top 3 industries for average annual job growth at the super sector level)



Source: APR 2022 - APR 2023, NOT SEASONALLY ADJUSTED

PARTICIPANTS SERVED BY RHODE ISLAND'S WORKFORCE SERVICES

- WIOA (A, DW, Y)
- WP
- WP Self-Served (using online services)



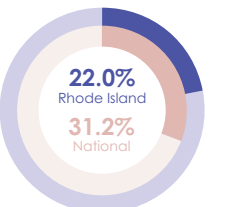
UNEMPLOYMENT DATA

Duration Rate (Q4 CY22)
 The average number of weeks people receive unemployment insurance.

Rhode Island: **13.6 weeks**
 National: **14.2 weeks**

Exhaustion Rate

The percentage of individuals receiving unemployment benefits who use all the eligible weeks without finding new employment.



Source: ETA USDOL (2022)