

SOUTH CAROLINA

2023 State of the Workforce Report

Contact Information: Dorothy Weaver, Director of Communications, dweaver@dew.sc.gov
Online Resources: dew.sc.gov

STATE WORKFORCE INNOVATIONS



LABOR FORCE PARTICIPATION TASK FORCE

Comprised of academia, research, and business organizations, the Task Force convened to study the state's labor force participation rate. The resulting research aimed to understand what happened to individuals who appeared in unemployment wage records in 2019, and identify the causes of the state's low labor force participation rate.



WORKFORCE DEVELOPMENT MONTH

South Carolina DEW and workforce partners held more than 200 job fairs and events during Workforce Development month to showcase programs and resources available to jobseekers and employers. The State Workforce Development Board recognized 11 American Job Center staff for their outstanding contributions to the state's workforce system. To learn more, visit dew.sc.gov/WDM.



SC@WORK ROAD TRIPS INITIATIVE

This initiative highlights opportunities and services available in rural communities while building direct connections with local employers, community leaders, and jobseekers. Road Trip events are part of a growing rural workforce development strategy to address obstacles unique to rural areas. To learn more, visit scworks.org/roadtrips.

LABOR MARKET INFORMATION

LABOR FORCE DATA (Age 16 & older)

Year-over-Year Change in Job Growth (APR 2022-2023)
 South Carolina: **2.4%**
 National: **2.1%**

Annual Average Unemployment Rate
 South Carolina: **3.2%**
 National: **3.6%**

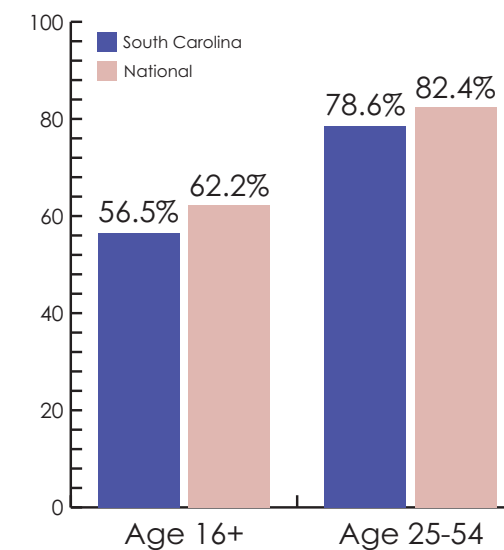
Annual Average Labor Force
2,375,000

Percent Change Of Jobs In The State Relative To A Pre-COVID Baseline (FEB 2020 vs APR 2023)
 South Carolina: **5.2%**
 National: **2.4%**

Year-over-Year Change in Total Wages (QCEW Q4 2021 - Q4 2022)
 South Carolina: **4.5%**
 National: **0.6%**

Source: USDOL - BLS

ANNUAL LABOR FORCE PARTICIPATION RATE



Source: USDOL - BLS

WORKFORCE INFORMATION

SOUTH CAROLINA DEPARTMENT OF EMPLOYMENT AND WORKFORCE

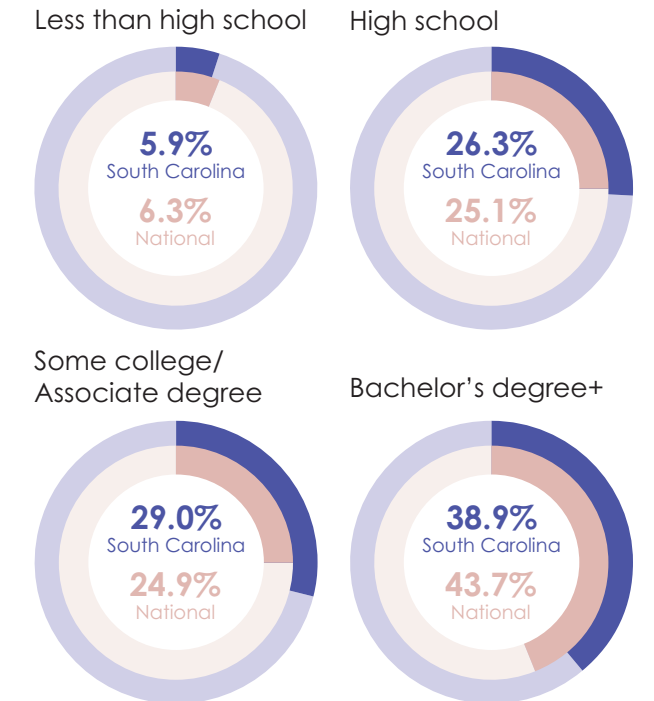
Programs within Agency

- Labor Market Information
- RESEA
- Trade Adjustment Assistance
- UI
- VETS
- WP
- WIOA – A, DW, & Y

WIOA Core Programs: Administering Agencies

- South Carolina Department of Employment and Workforce – WIOA (A, DW, Y) and WP programs
- South Carolina Department of Education – AE and Family Literacy programs
- South Carolina Vocational Rehabilitation Department and South Carolina Commission for the Blind – VR programs

EDUCATION LEVELS (Age 25 & older)



Source: CPS 2022 ANNUAL AVERAGES

NUMBER OF WORKFORCE DEVELOPMENT REGIONS


12

AMERICAN JOB CENTERS

14 Comprehensive Centers
29 Affiliate Centers

KEY INDUSTRIES

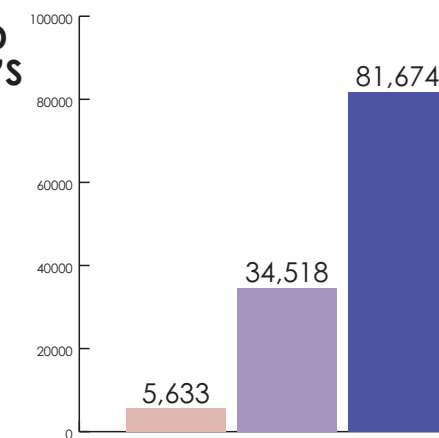
(Top 3 industries for average annual job growth at the super sector level)



Source: APR 2022 - APR 2023, NOT SEASONALLY ADJUSTED

PARTICIPANTS SERVED BY SOUTH CAROLINA'S WORKFORCE SERVICES

- WIOA (A, DW, Y)
- WP
- WP Self-Served (using online services)

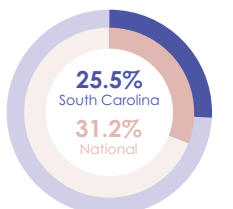


UNEMPLOYMENT DATA

Duration Rate (Q4 CY22)
 The average number of weeks people receive unemployment insurance.

10.0 weeks South Carolina
14.2 weeks National

Exhaustion Rate
 The percentage of individuals receiving unemployment benefits who use all the eligible weeks without finding new employment.



Source: ETA USDOL (2022)