

# SOUTH DAKOTA

## 2023 State of the Workforce Report

**Contact Information:** Dawn Dovre, Deputy Secretary, dawn.dovre@state.sd.us  
**Online Resources:** dlr.sd.gov

### STATE WORKFORCE INNOVATIONS



#### SOUTH DAKOTA RE-ENTRY UPSKILL

DLR partners with technical colleges to help incarcerated individuals gain short-term credentials. Throughout their coursework, participants receive case management as a component of their re-entry planning. The established relationship with DLR offers a stable connection to support the students as they reintegrate into the workforce.



#### SUMMER "PASSPORT TO CAREERS"

Job Service offices offer activities for youth 14-24 to explore careers, engage with businesses and educators, and prepare for employment. Topics and activities include social media and the job search, working with various personalities, touring post-secondary institutions and businesses, and community service projects. [dlr.sd.gov/workforce\\_services/individuals/young\\_adults/young\\_adults\\_summer\\_passport.aspx](https://dlr.sd.gov/workforce_services/individuals/young_adults/young_adults_summer_passport.aspx)



#### MENTORSHIP TOOLKIT

DLR created four modules to help develop and foster successful mentorships. Interactive lessons exist for mentors, mentees, employers, and facilitators. A Training Resource Hub includes tools like sample policies, recruitment and screening forms, and training activities and materials for sponsors who want to customize training. [starttoday.sd.com/resources/mentorship-training/](https://starttoday.sd.com/resources/mentorship-training/)

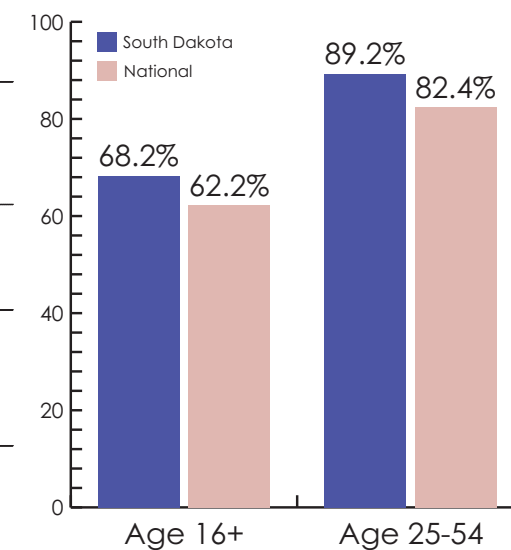
### LABOR MARKET INFORMATION

#### LABOR FORCE DATA (Age 16 & older)

Year-over-Year Change in Job Growth (APR 2022-2023)	<b>2.0%</b> South Dakota	<b>2.1%</b> National
Annual Average Unemployment Rate	<b>2.1%</b> South Dakota	<b>3.6%</b> National
Annual Average Labor Force	<b>475,000</b>	
Percent Change Of Jobs In The State Relative To A Pre-COVID Baseline (FEB 2020 vs APR 2023)	<b>5.5%</b> South Dakota	<b>2.4%</b> National
Year-over-Year Change in Total Wages (QCEW Q4 2021 - Q4 2022)	<b>1.4%</b> South Dakota	<b>0.6%</b> National

Source: USDOL - BLS

#### ANNUAL LABOR FORCE PARTICIPATION RATE



Source: USDOL - BLS

### WORKFORCE INFORMATION

#### SOUTH DAKOTA DEPARTMENT OF LABOR AND REGULATION

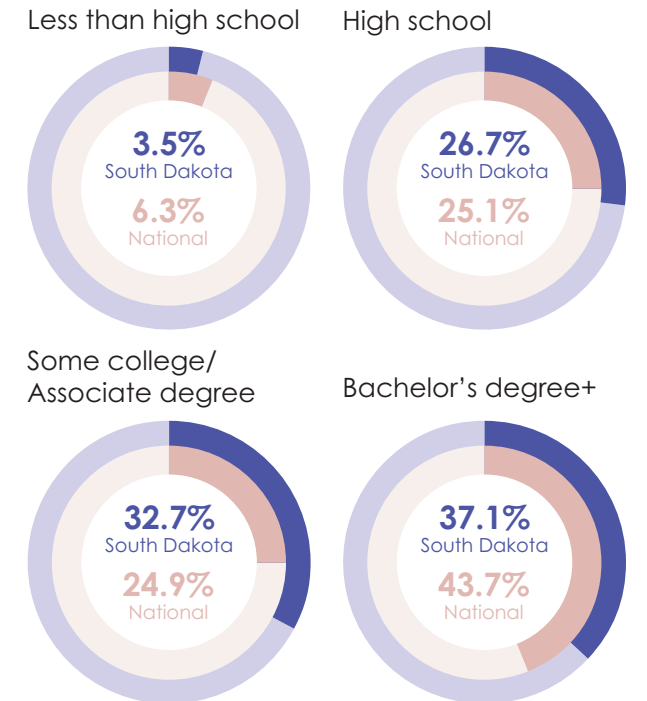
##### Programs within Agency

- Adult Education and Literacy
- Employment Laws
- Federal Bonding Program
- Foreign Labor Certification
- GED®
- Human Rights
- Labor Market Information
- Professional Licensing Boards and Commissions
- Rapid Response
- RESEA
- Registered Apprenticeship
- SCSEP
- State Monitor Advocate
- SNAP
- TANF
- Trade Adjustment Assistance
- UI
- VETS
- Wage and Hour
- WP
- Work Opportunity Tax Credit
- Workers' Compensation
- WIOA – A, DW, & Y

##### WIOA Core Programs: Administering Agencies

- Department of Labor and Regulation – WIOA (A, DW, Y), AE and Family Literacy, and WP programs
- Department of Human Services – VR programs

#### EDUCATION LEVELS (Age 25 & older)



Source: CPS 2022 ANNUAL AVERAGES

#### NUMBER OF WORKFORCE DEVELOPMENT REGIONS



#### AMERICAN JOB CENTERS



#### KEY INDUSTRIES

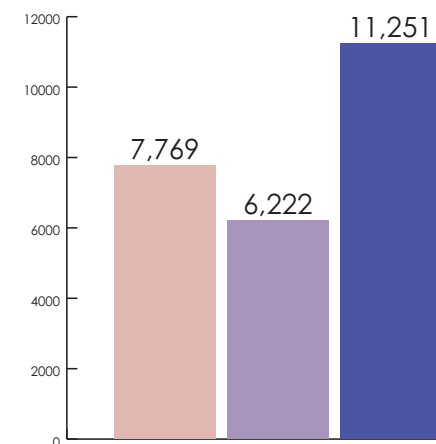
(Top 3 industries for average annual job growth at the super sector level)



Source: APR 2022 - APR 2023, NOT SEASONALLY ADJUSTED

#### PARTICIPANTS SERVED BY SOUTH DAKOTA'S WORKFORCE SERVICES

- WIOA (A, DW, Y, AE)
- WP
- WP Self-Served (using online services)



#### UNEMPLOYMENT DATA

##### Duration Rate (Q4 CY22)

The average number of weeks people receive unemployment insurance.



##### Exhaustion Rate

The percentage of individuals receiving unemployment benefits who use all the eligible weeks without finding new employment.

Source: ETA USDOL (2022)

