

STATE WORKFORCE INNOVATIONS



CHILD CARE RELIEF FUND

Texas Workforce Commission (TWC) introduced the Child Care Relief Fund to help childcare businesses recover from the pandemic. Eligible programs applied, checked their application status, and viewed their approved funding amounts online. CCRF provided \$4 billion to over 10,000 childcare programs.



JET-SETTING THE FUTURE WORKFORCE

TWC supports a "JET-setting" number of career and technical education training programs with Jobs and Education for Texans (JET) grants. More than 150 JET grants totaling over \$54 million were awarded to schools to purchase equipment to train 22,000+ students for high-demand occupations. <https://twc.texas.gov/partners/jobs-education-texans-jet-grant-program>



AI HELPS VOCATIONAL REHABILITATION CUSTOMERS

As early adopter of artificial intelligence (AI), TWC has integrated SARA with our Vocational Rehabilitation (VR) system. SARA, an electronic virtual assistant, uses an AI platform to facilitate communication and support customer engagement with VR customers to assist them in finding and keeping meaningful work.

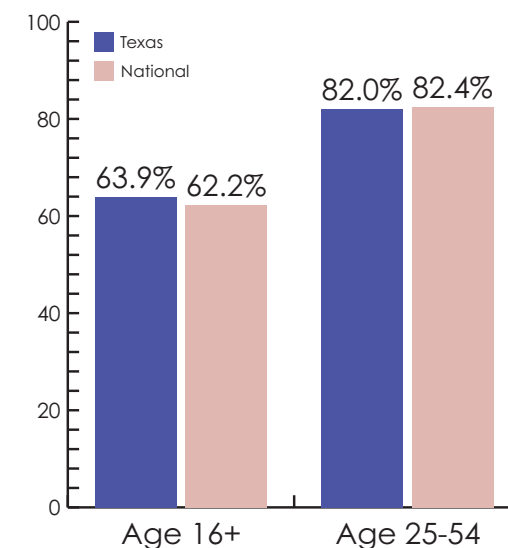
LABOR MARKET INFORMATION

LABOR FORCE DATA (Age 16 & older)

Year-over-Year Change in Job Growth (APR 2022-2023)	3.8% Texas	2.1% National
Annual Average Unemployment Rate	3.9% Texas	3.6% National
Annual Average Labor Force	14,663,000	
Percent Change Of Jobs In The State Relative To A Pre-COVID Baseline (FEB 2020 vs APR 2023)	7.1% Texas	2.4% National
Year-over-Year Change in Total Wages (QCEW Q4 2021 - Q4 2022)	4.4% Texas	0.6% National

Source: USDOL - BLS

ANNUAL LABOR FORCE PARTICIPATION RATE



Source: USDOL - BLS

WORKFORCE INFORMATION

TEXAS WORKFORCE COMMISSION

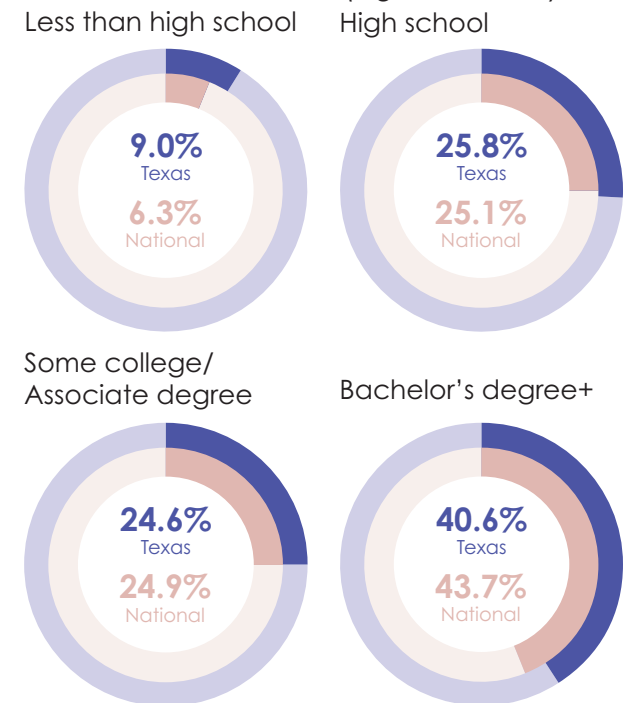
Programs within Agency

- AEL
- Appellate Services
- Career Schools & Colleges
- Child Care Services (including the Texas Child Care Connections, TX3C)
- Child Care Dev. Block Grant
- Texas Rising Star Quality Rating Improvement System
- Civil Rights
- Apprenticeship Programs
- Eligible Training Provider List
- Employment Complaint System
- Fidelity Bonding Program
- H2-A and H2-B Foreign Labor Certification
- Independent Living Services for Older Individuals Who are Blind
- Jobs & Education for Texans
- MSFW
- NDWG
- Rapid Response Program
- RESEA
- Self Sufficiency Fund
- SCSEP
- Skills Dev. Fund
- Skills for Small Business
- SNAP E&T
- TANF
- TANF NCP
- Trade Adjustment Assistance
- UI
- VR including the Criss Cole Rehabilitation Center
- Wage and Hour
- WP Employment Services
- Work Opportunity Tax Credit
- WIOA (A, DW, Y)
- Veterans Services

WIOA Core Programs: Administering Agencies

- Texas Workforce Commission – WIOA (A, DW, Y), AEL, Employment Services, and VR programs

EDUCATION LEVELS (Age 25 & older)



Source: CPS 2022 ANNUAL AVERAGES

NUMBER OF WORKFORCE DEVELOPMENT REGIONS


28

AMERICAN JOB CENTERS

119 Comprehensive Centers
40 Affiliate Centers

KEY INDUSTRIES

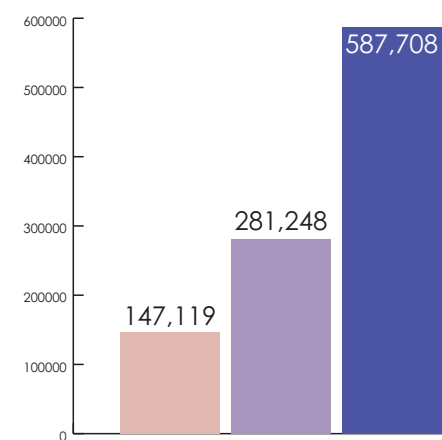
(Top 3 industries for average annual job growth at the super sector level)



Source: APR 2022 - APR 2023, NOT SEASONALLY ADJUSTED

PARTICIPANTS SERVED BY TEXAS' WORKFORCE SERVICES

- WIOA (A, DW, Y, VR, AE)
- WP
- WP Self-Served (using online services)



UNEMPLOYMENT DATA

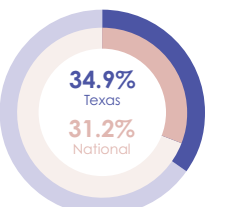
Duration Rate (Q4 CY22)

The average number of weeks people receive unemployment insurance.

13.9 weeks Texas
14.2 weeks National

Exhaustion Rate

The percentage of individuals receiving unemployment benefits who use all the eligible weeks without finding new employment.



Source: ETA USDOL (2022)