

### STATE WORKFORCE INNOVATIONS



#### NAVAJO RESERVATION WIOA YOUTH OUTREACH

Workforce Services traveled to remote areas to two Navajo Reservation high schools to meet with at-risk senior students and assist them in accessing WIOA Youth services. Staff provided wireless cards and laptops for youth to use and continue to provide services onsite and remotely. [jobs.utah.gov/career](https://jobs.utah.gov/career)



#### LABOR EXCHANGE UPDATES

After conducting focus groups with job seekers and employers for feedback on the functionality of its website, Workforce Services redesigned its labor exchange to improve customer experience by simplifying navigation and enhancing its design. The labor exchange served 21.5% of Utahns last year. [jobs.utah.gov/career](https://jobs.utah.gov/career)



#### INVEST IN YOU TOO

Workforce Services collaborates with education providers and partners in the medical manufacturing and healthcare industries for its Invest in You Too pathways, facilitating cohorts annually. The pathways provide classroom, hands-on and soft skills training for low-income, single mothers in medical manufacturing and medical assisting. [youtube.com/watch?v=t6b0Q9fDUEk](https://www.youtube.com/watch?v=t6b0Q9fDUEk)

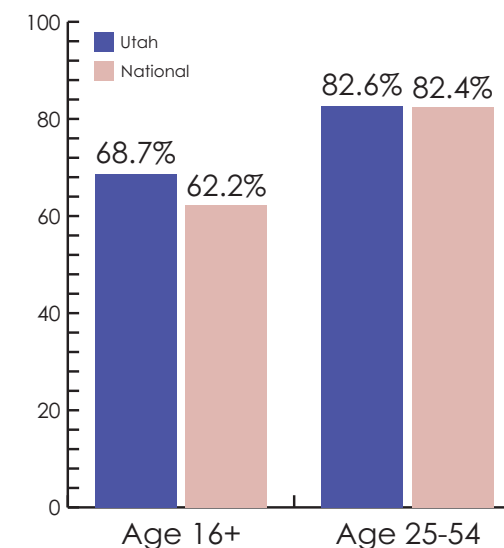
### LABOR MARKET INFORMATION

#### LABOR FORCE DATA (Age 16 & older)

Year-over-Year Change in Job Growth (APR 2022-2023)	<b>2.6%</b> Utah	<b>2.6%</b> National
Annual Average Unemployment Rate	<b>2.3%</b> Utah	<b>3.6%</b> National
Annual Average Labor Force	<b>1,743,000</b>	
Percent Change Of Jobs In The State Relative To A Pre-COVID Baseline (FEB 2020 vs APR 2023)	<b>9.8%</b> Utah	<b>2.4%</b> National
Year-over-Year Change in Total Wages (QCEW Q4 2021 - Q4 2022)	<b>5.8%</b> Utah	<b>3.5%</b> National

Source: USDOL - BLS

#### ANNUAL LABOR FORCE PARTICIPATION RATE



Source: USDOL - BLS

### WORKFORCE INFORMATION

#### UTAH DEPARTMENT OF WORKFORCE SERVICES

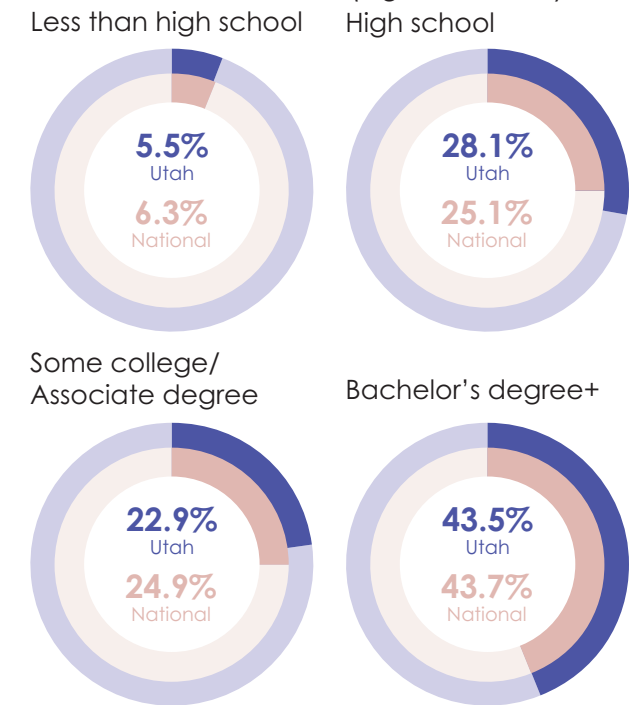
##### Programs within Agency

- Child Care
- Housing and Community Development
- Homeless Services
- Labor Market Information
- Refugee Services
- SNAP
- TANF
- Trade Adjustment Assistance
- UI
- VETS
- VR
- WP
- WIOA – A, DW, & Y

##### WIOA Core Programs: Administering Agencies

- Utah Department of Workforce Services — WIOA (A, DW, Y) and VR programs
- Utah State Office of Education — AE programs

#### EDUCATION LEVELS (Age 25 & older)



Source: CPS 2022 ANNUAL AVERAGES

#### NUMBER OF WORKFORCE DEVELOPMENT REGIONS

**9**

#### AMERICAN JOB CENTERS

**12** Comprehensive Centers  
**19** Affiliate Centers

#### KEY INDUSTRIES

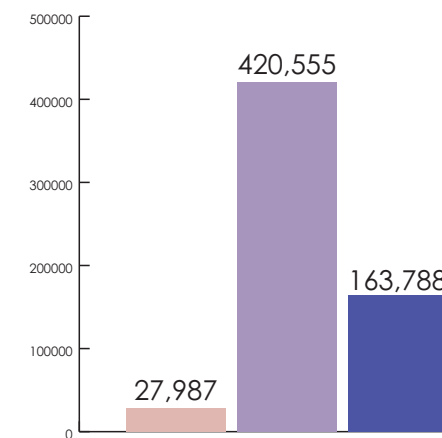
(Top 3 industries for average annual job growth at the super sector level)



Source: APR 2022 - APR 2023, NOT SEASONALLY ADJUSTED

#### PARTICIPANTS SERVED BY UTAH'S WORKFORCE SERVICES

- WIOA (A, DW, Y, VR, AE)
- WP
- WP Self-Served (using online services)



#### UNEMPLOYMENT DATA

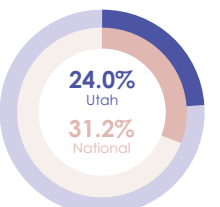
##### Duration Rate (Q4 CY22)

The average number of weeks people receive unemployment insurance.

**10.7 weeks** Utah  
**14.2 weeks** National

##### Exhaustion Rate

The percentage of individuals receiving unemployment benefits who use all the eligible weeks without finding new employment.



Source: ETA USDOL (2022)