

VERMONT

2023 State of the Workforce Report

Contact Information: Rachel Dumeny, Comms & Outreach Coordinator, rachel.dumeny@vermont.gov
Online Resources: labor.vermont.gov

STATE WORKFORCE INNOVATIONS



NEW ENGLAND REGIONAL VIRTUAL JOB FAIR

A six-state New England Regional Virtual Job Fair that included over 2800 registered job seekers and 1300 employers from around New England in November – a necessary strategy for us to import talent. app.premiervirtual.com/events/adf6893a-6dc8-43b5-bd5e-dd8a120010a6/new-england-regional-job-fair/attendee



COLLEGIATE & TRIPLE-A BASEBALL GAMES JOB FAIRS

Three in-person job fairs at Collegiate and Triple-A Baseball games around Vermont, that offered the advantage of bringing employers to popular, well-attended events. labor.vermont.gov/press-release/triple-play-job-fest-bring-employers-career-opportunities-vermont-baseball-games-july



ABENAKI TRIBE PARTNERSHIP

A partnership with the Abenaki Tribe in Northwestern Vermont to offer a Health and Human Services Career Fair aimed at attracting individuals interested in working in the field and emphasizing the importance of access to high quality healthcare for all. abenakination.com/career-resources-job-fair/

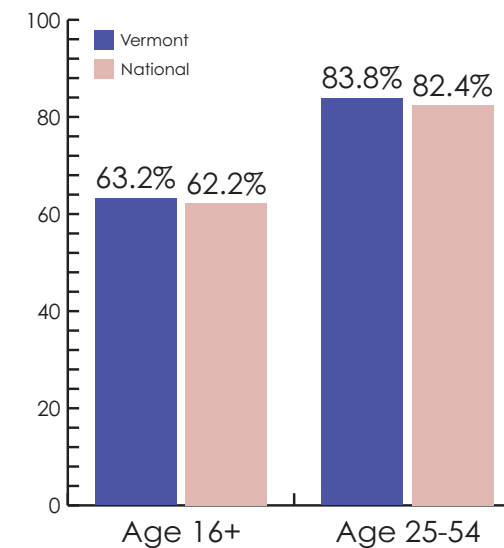
LABOR MARKET INFORMATION

LABOR FORCE DATA (Age 16 & older)

Year-over-Year Change in Job Growth (APR 2022-2023)	0.9% Vermont	2.1% National
Annual Average Unemployment Rate	2.6% Vermont	3.6% National
Annual Average Labor Force	342,000	
Percent Change Of Jobs In The State Relative To A Pre-COVID Baseline (FEB 2020 vs APR 2023)	-3.3% Vermont	2.4% National
Year-over-Year Change in Total Wages (QCEW Q4 2021 - Q4 2022)	3.4% Vermont	0.6% National

Source: USDOL - BLS

ANNUAL LABOR FORCE PARTICIPATION RATE



Source: USDOL - BLS

WORKFORCE INFORMATION

VERMONT DEPARTMENT OF LABOR

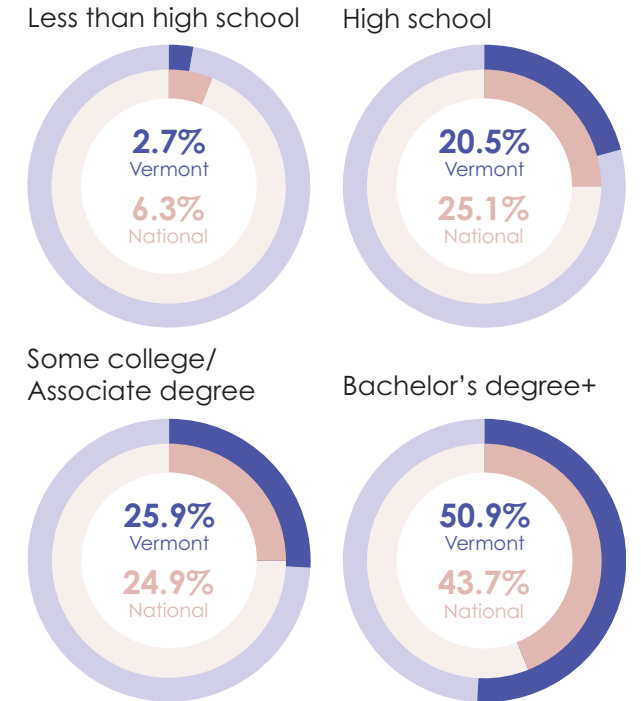
Programs within Agency

- Labor Market Information
- Passenger Tramway
- Project WorkSAFE
- Registered Apprenticeship
- Trade Adjustment Assistance
- Training Fund
- UI
- VOSHA
- VETS
- Wage and Hour
- WP
- Work-Based Learning &
- Training
- Work Opportunity Tax Credit
- Workers' Compensation
- WIOA – A, DW, & Y
- Youth Employment Fund

WIOA Core Programs: Administering Agencies

- Vermont Agency of Education – WIOA Title II (AE) programs
- Vermont Agency of Human Services – WIOA Title IV (VR) programs
- Vermont Department of Labor – WIOA Titles I (A, DW, Y), and III (WP) programs

EDUCATION LEVELS (Age 25 & older)



Source: CPS 2022 ANNUAL AVERAGES

NUMBER OF WORKFORCE DEVELOPMENT REGIONS


1

AMERICAN JOB CENTERS

- 1 Comprehensive Centers
- 9 Affiliate Centers

KEY INDUSTRIES

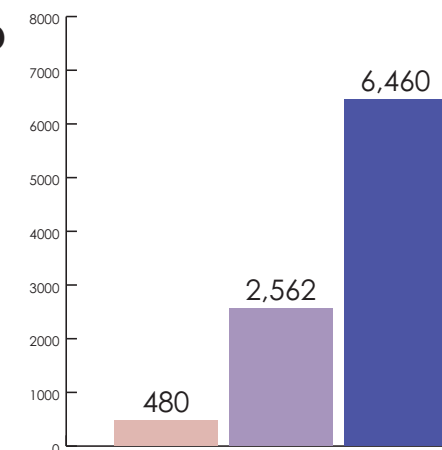
(Top 3 industries for average annual job growth at the super sector level)



Source: APR 2022 - APR 2023, NOT SEASONALLY ADJUSTED

PARTICIPANTS SERVED BY VERMONT'S WORKFORCE SERVICES

- WIOA (A, DW, Y)
- WP
- WP Self-Served (using online services)

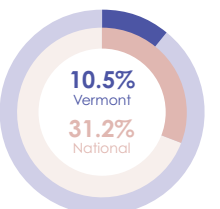


UNEMPLOYMENT DATA

Duration Rate (Q4 CY22)
The average number of weeks people receive unemployment insurance.

11.5 weeks Vermont
14.2 weeks National

Exhaustion Rate
The percentage of individuals receiving unemployment benefits who use all the eligible weeks without finding new employment.



Source: ETA USDOL (2022)