

# WASHINGTON

## 2023 State of the Workforce Report

**Contact Information:** Dan Zeitlin, Chief of Staff, [daniel.zeitlin@esd.wa.gov](mailto:daniel.zeitlin@esd.wa.gov)  
**Online Resources:** [esd.wa.gov](http://esd.wa.gov)

### STATE WORKFORCE INNOVATIONS



#### ECONOMIC SECURITY FOR ALL (EcSA)

This initiative is a federally and state funded poverty-reduction model that coordinates existing programs. It is run by local Workforce Development Boards and community service providers.



#### WA CARES

Washington is the first state in the nation to make long-term care more affordable for workers. WA Care is designed to help workers live independently in their homes for longer through flexible benefits like professional in-home care, meal delivery, transportation, home safety modifications and more.



#### AGRICULTURAL AND SEASONAL WORKFORCE SERVICES (ASWS)

Washington is the first state to commit state funding for its foreign labor program. ASWS processes foreign labor applications and provides compliance education to participating employers. It visits all H-2A workers in Washington state to provide worker rights information and complaint resources.

### LABOR MARKET INFORMATION

#### LABOR FORCE DATA (Age 16 & older)

Year-over-Year Change in Job Growth (APR 2022-2023)  
**3.4%** Washington  
**2.1%** National

Annual Average Unemployment Rate  
**4.2%** Washington  
**3.6%** National

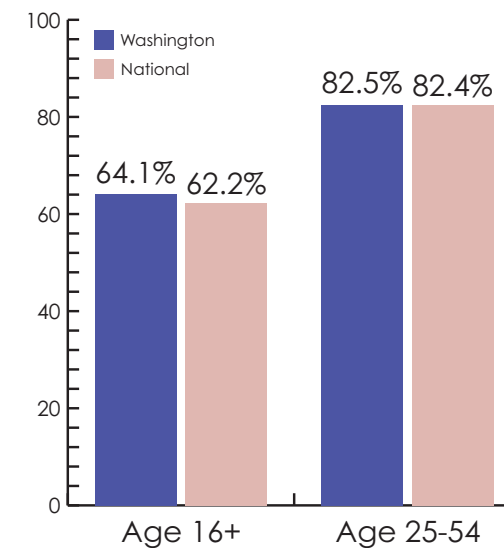
Annual Average Labor Force  
**3,990,000**

Percent Change Of Jobs In The State Relative To A Pre-COVID Baseline (FEB 2020 vs APR 2023)  
**4.1%** Washington  
**2.4%** National

Year-over-Year Change in Total Wages (QCEW Q4 2021 - Q4 2022)  
**0.4%** Washington  
**0.6%** National

Source: USDOL - BLS

#### ANNUAL LABOR FORCE PARTICIPATION RATE



Source: USDOL - BLS

### WORKFORCE INFORMATION

#### WASHINGTON EMPLOYMENT SECURITY DEPARTMENT

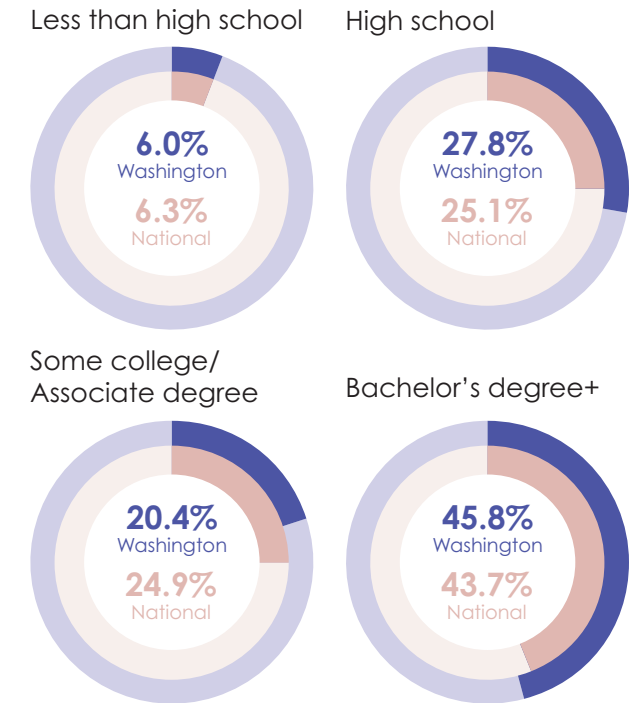
##### Programs within Agency

- Career Connect Washington
- Economic Security for All
- Foreign Labor Certification (H-2A and H-2B)
- Labor Market Information
- MSFW
- National Dislocated Worker Disaster Recovery
- National Dislocated Worker Employment Recovery
- NDWG QUEST
- NDW Opioid Demonstration
- PFML
- RESEA
- BFET
- Trade Adjustment Assistance
- Jobs for Veterans State Grant
- Washington Service Corps/ AmeriCorps
- WA Care Fund (long-term care support)
- WIOA Title III Employment Services
- WIOA - A, DW, & Y
- WorkFirst Employment Services (under TANF)

##### WIOA Core Programs: Administering Agencies

- Employment Security Department - Title I-B (A, DW, Y) and Title III programs
- State Board of Community and Technical Colleges - Title II AEL programs
- Department of Social and Health Services, Division of Vocational Rehabilitation, and Department of Services for the Blind - Title IV VR program

#### EDUCATION LEVELS (Age 25 & older)



Source: CPS 2022 ANNUAL AVERAGES

#### NUMBER OF WORKFORCE DEVELOPMENT REGIONS

12

#### AMERICAN JOB CENTERS

16 Comprehensive Centers  
 29 Affiliate Centers

#### KEY INDUSTRIES

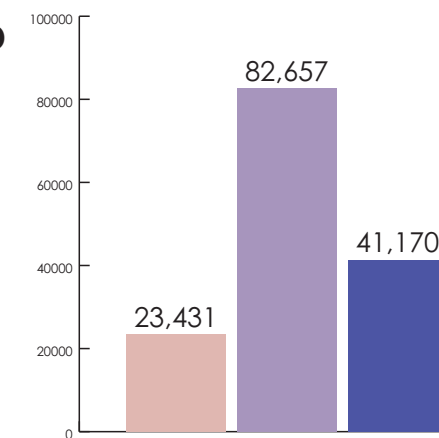
(Top 3 industries for average annual job growth at the super sector level)



Source: APR 2022 - APR 2023, NOT SEASONALLY ADJUSTED

#### PARTICIPANTS SERVED BY WASHINGTON'S WORKFORCE SERVICES

- WIOA (A, DW, Y)
- WP
- WP Self-Served (using online services)



#### UNEMPLOYMENT DATA

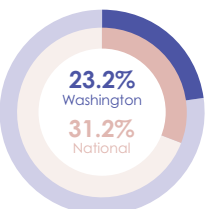
##### Duration Rate (Q4 CY22)

The average number of weeks people receive unemployment insurance.

**13.2 weeks** Washington  
**14.2 weeks** National

##### Exhaustion Rate

The percentage of individuals receiving unemployment benefits who use all the eligible weeks without finding new employment.



Source: ETA USDOL (2022)