

### STATE WORKFORCE INNOVATIONS



#### WORKFORCE SOLUTIONS INITIATIVE

Wisconsin Governor Tony Evers has invested over \$158 million in American Rescue Plan Act funds into solutions to address the state's workforce needs and support innovative pandemic recovery efforts. The Workforce Solutions Initiative includes the Workforce Innovation Grant, Worker Advancement Initiative and Worker Connection programs.



#### REGISTERED AND YOUTH APPRENTICESHIP

Wisconsin launched the nation's first registered apprenticeship system in 1911 and youth apprenticeship in 1991. Registered Apprenticeship is an earn-while-you-learn model connecting apprentices with high-skill/high-wage employment with sponsors. Wisconsin had a record 15,937 registered apprentices in 2022 and a record 8,356 youth apprentices in 2022-23.



#### IT TRANSFORMATION TO IMPROVE SERVICE DELIVERY

The Wisconsin Department of Workforce Development initiated an unprecedented and comprehensive IT strategy to leverage Artificial Intelligence (AI) cloud-based solutions, document upload technology, and other modern solutions to address decades of underinvestment and an antiquated Unemployment Insurance mainframe whose issues were exposed during the pandemic.

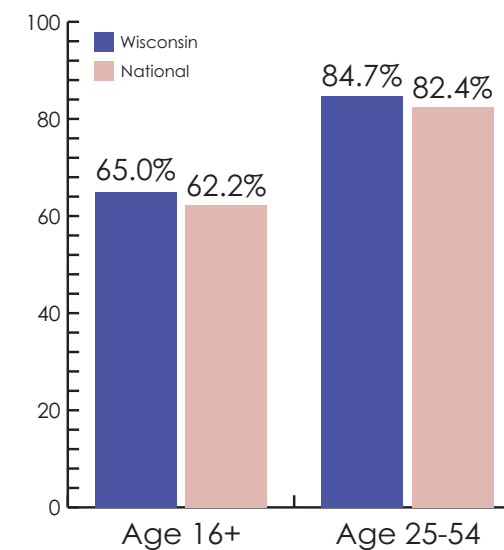
### LABOR MARKET INFORMATION

#### LABOR FORCE DATA (Age 16 & older)

Year-over-Year Change in Job Growth (APR 2022-2023)	<b>1.6%</b> Wisconsin	<b>2.1%</b> National
Annual Average Unemployment Rate	<b>2.9%</b> Wisconsin	<b>3.6%</b> National
Annual Average Labor Force	<b>3,082,000</b>	
Percent Change of Jobs in the State Relative to a Pre-COVID Baseline (FEB 2020 vs APR 2023)	<b>1.5%</b> Wisconsin	<b>2.4%</b> National
Year-over-Year Change in Total Wages (QCEW Q4 2021 - Q4 2022)	<b>1.3%</b> Wisconsin	<b>0.6%</b> National

Source: USDOL - BLS

#### ANNUAL LABOR FORCE PARTICIPATION RATE



Source: USDOL - BLS

### WORKFORCE INFORMATION

#### WISCONSIN DEPARTMENT OF WORKFORCE DEVELOPMENT

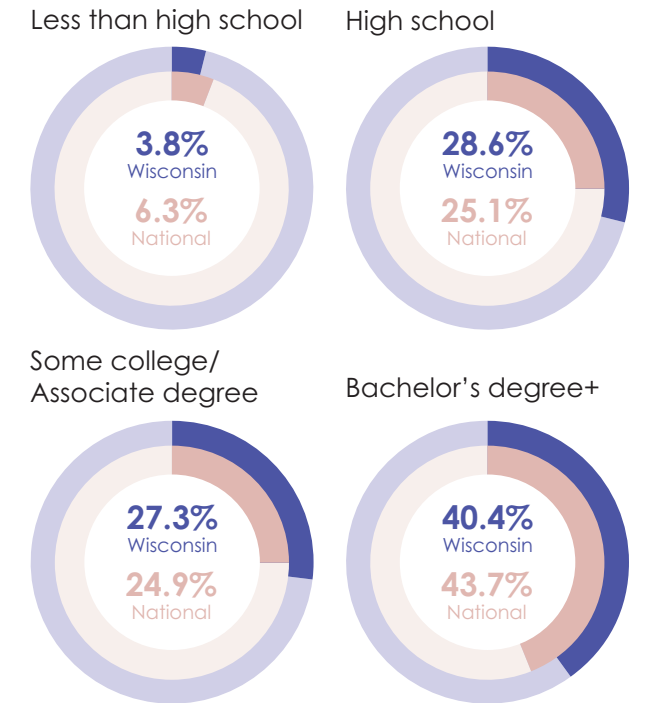
##### Programs within Agency

- Apprenticeship
- Equal Rights
- JVSG
- Labor Market Information
- MSFW
- RESEA
- Trade Adjustment Assistance
- UI
- VR
- Wage and Hour
- WP
- Work Opportunity Tax Credit
- Worker's Compensation
- WIOA – A, DW, & Y
- Wisconsin Fast Forward
  - Workforce Innovation Grants
  - Worker Advancement Initiative
  - Worker Connection Program

##### WIOA Core Programs: Administering Agencies

- Wisconsin Department of Workforce Development and 11 Local Workforce Boards – WIOA (A, DW, Y) programs
- Wisconsin Technical College System – AE and Family Literacy programs
- Wisconsin Department of Workforce Development, Bureau of Job Service – WP programs
- Wisconsin Department of Workforce Development, Division of Vocational Rehabilitation — Administers VR programs

#### EDUCATION LEVELS (Age 25 & older)



Source: CPS 2022 ANNUAL AVERAGES

#### NUMBER OF WORKFORCE DEVELOPMENT REGIONS

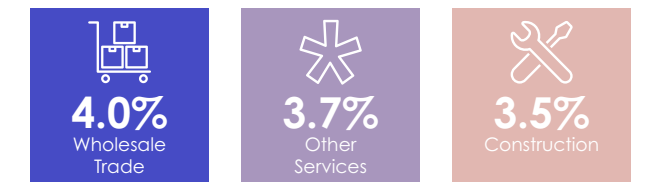
**11**

#### AMERICAN JOB CENTERS

**18** Comprehensive Centers  
**22** Affiliate Centers

#### KEY INDUSTRIES

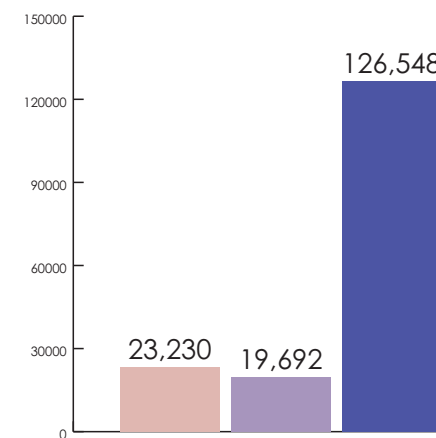
(Top 3 industries for average annual job growth at the super sector level)



Source: APR 2022 - APR 2023, NOT SEASONALLY ADJUSTED

#### PARTICIPANTS SERVED BY WISCONSIN'S WORKFORCE SERVICES

- WIOA (A, DW, Y, VR, AE)
- WP
- WP Self-Served (using online services)



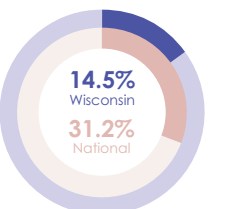
#### UNEMPLOYMENT DATA

**Duration Rate (Q4 CY22)**  
 The average number of weeks people receive unemployment insurance.

**11.7 weeks** Wisconsin  
**14.2 weeks** National

#### Exhaustion Rate

The percentage of individuals receiving unemployment benefits who use all the eligible weeks without finding new employment.



Source: ETA USDOL (2022)