

# WEST VIRGINIA

## 2023 State of the Workforce Report

**Contact Information:** Jeff Green, Director, jeffrey.a.green@wv.gov  
**Online Resources:** workforcewv.org

### STATE WORKFORCE INNOVATIONS



#### WORKFORCE WEST VIRGINIA'S CONNECT CENTER

WorkForce WV formed a new Connect Center staffed with individuals in recovery who were cross-trained to assist with unemployment, employment services, and the Reemployment Services and Eligibility Assessments (RESEA) program to connect individuals on unemployment with employment. To date, 53 employees have been hired over the course of two years for the new Connect Center of which 41 of those individuals are in recovery.



#### VIRTUAL JOB FAIR NARRATIVE

The Virtual Job Fair Platform became an alternative venue to maintain positive employer engagement, build an efficient communication pipeline between employers and job seekers, and meet the needs of the business community. It was made available to all Statewide WorkForce WV staff and the seven local Workforce Development Boards."



#### ONE-STOP CENTERS

To fulfill WIOA's vision to increase access to, and opportunities for, the employment, education, training, and support services that individuals need to succeed in the labor market, West Virginia provided all customers access to high-quality, One-Stop Centers. The centers connected them with the full range of services available in their communities.

### LABOR MARKET INFORMATION

#### LABOR FORCE DATA (Age 16 & older)

Year-over-Year Change in Job Growth (APR 2022-2023)  
**0.5%** West Virginia  
**2.1%** National

Annual Average Unemployment Rate  
**3.9%** West Virginia  
**3.6%** National

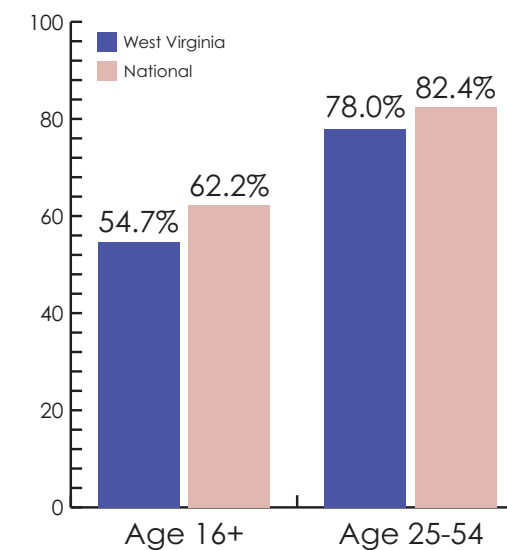
Annual Average Labor Force  
**785,000**

Percent Change Of Jobs In The State Relative To A Pre-COVID Baseline (FEB 2020 vs APR 2023)  
**-0.4%** West Virginia  
**2.4%** National

Year-over-Year Change in Total Wages (QCEW Q4 2021 - Q4 2022)  
**2.7%** West Virginia  
**0.6%** National

Source: USDOL - BLS

#### ANNUAL LABOR FORCE PARTICIPATION RATE



Source: USDOL - BLS

### WORKFORCE INFORMATION

#### WORKFORCE WEST VIRGINIA

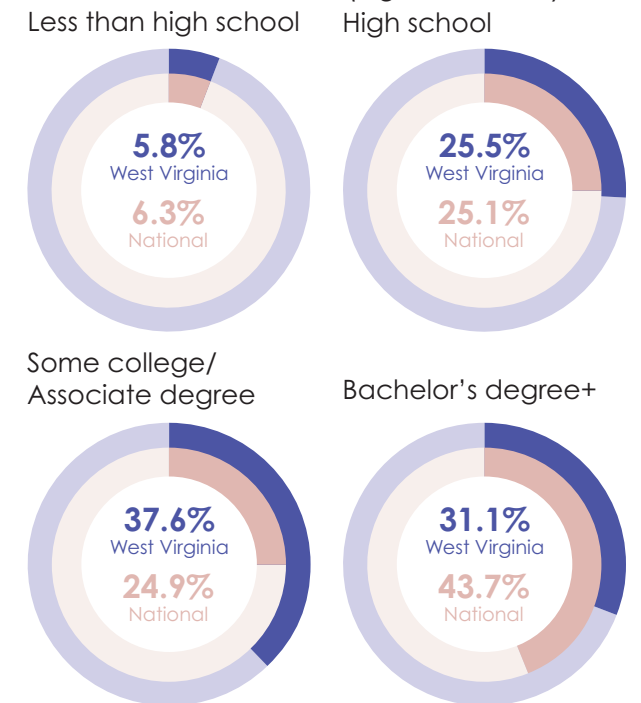
##### Programs within Agency

- Foreign Labor Certification
- Labor Market Information
- MSFW
- Trade Adjustment Assistance
- UI
- VETS
- WP
- WIOA – A, DW, & Y

##### WIOA Core Programs: Administering Agencies

- Workforce West Virginia – WIOA (A, DW, Y) and WP programs
- West Virginia Department of Education – AE and Family Literacy programs
- West Virginia Division of Rehabilitation Services – VR programs

#### EDUCATION LEVELS (Age 25 & older)



Source: CPS 2022 ANNUAL AVERAGES

#### NUMBER OF WORKFORCE DEVELOPMENT REGIONS



#### AMERICAN JOB CENTERS

**13** Comprehensive Centers  
**6** Affiliate Centers

#### KEY INDUSTRIES

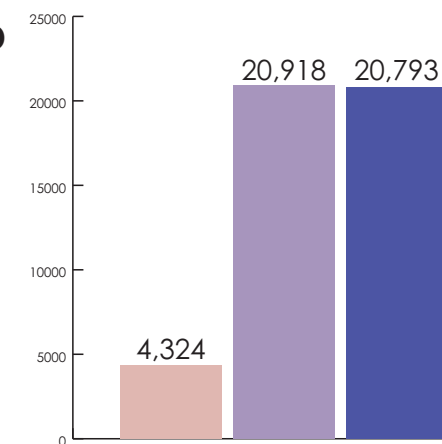
(Top 3 industries for average annual job growth at the super sector level)



Source: APR 2022 - APR 2023, NOT SEASONALLY ADJUSTED

#### PARTICIPANTS SERVED BY WEST VIRGINIA'S WORKFORCE SERVICES

- WIOA (A, DW, Y, VR, AE)
- WP
- WP Self-Served (using online services)



#### UNEMPLOYMENT DATA

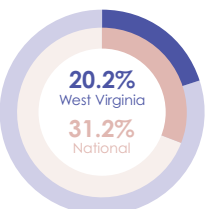
##### Duration Rate (Q4 CY22)

The average number of weeks people receive unemployment insurance.

**12.6 weeks** West Virginia  
**14.2 weeks** National

##### Exhaustion Rate

The percentage of individuals receiving unemployment benefits who use all the eligible weeks without finding new employment.



Source: ETA USDOL (2022)