

WYOMING

2023 State of the Workforce Report

Contact Information: Erin Turbitt, Communications Lead, erin.turbitt@wyo.gov
Online Resources: dws.wyo.gov

STATE WORKFORCE INNOVATIONS



STUDENT LEARNER AGREEMENTS

Allows extra-hazardous employers with Workers' Compensation coverage to enter into an agreement with a school, student, and DWS. Students covered under employer's Workers' Compensation policy; gain real-world experience and school credit or compensation. Learn more: dws.wyo.gov/student-learner



WIOA (TITLE I) YOUTH PROGRAM

Increased youth participation by strengthening partnership with Adult Education (Title II Core Partner); provided crosstraining and relationship-building activities, and streamlined services; established "office hours" for youth in AE Centers throughout Wyoming. Learn more: dws.wyo.gov/wioa-youth



CO-ENROLLMENT INITIATIVE BETWEEN WORKFORCE & HIGHER ED

Increased co-enrollments between DWS and AE to 20.40% by cross-training all AE program directors and DWS center managers, and providing enrolled participants with opportunities to advance/gain employment, education, or training services. Learn more: dws.wyo.gov/wioa

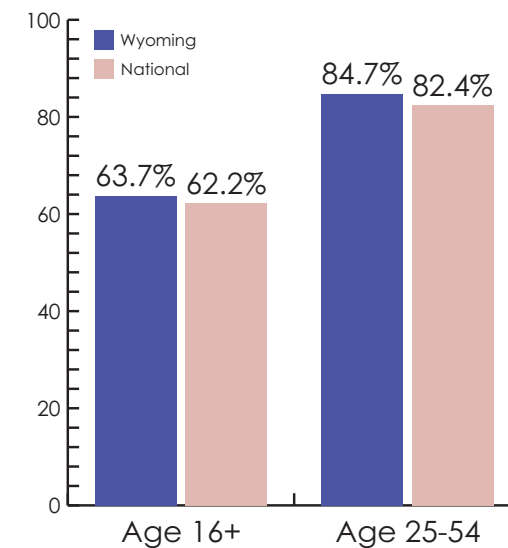
LABOR MARKET INFORMATION

LABOR FORCE DATA (Age 16 & older)

Year-over-Year Change in Job Growth (APR 2022-2023)	2.1% Wyoming	2.1% National
Annual Average Unemployment Rate	3.6% Wyoming	3.6% National
Annual Average Labor Force	292,000	
Percent Change of Jobs in the State Relative to a Pre-COVID Baseline (FEB 2020 vs APR 2023)	0.9% Wyoming	2.4% National
Year-over-Year Change in Total Wages (QCEW Q4 2021 - Q4 2022)	1.5% Wyoming	0.6% National

Source: USDOL - BLS

ANNUAL LABOR FORCE PARTICIPATION RATE



Source: USDOL - BLS

WORKFORCE INFORMATION

WYOMING DEPARTMENT OF WORKFORCE SERVICES

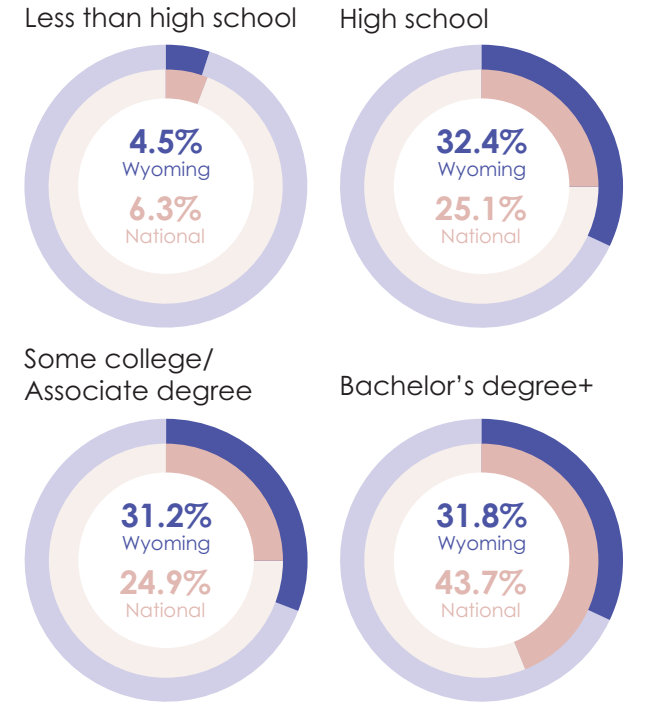
Programs within Agency

- Dads Making a Difference Program
- Disability Determination Services
- Federal Bonding
- Foreign Labor Certifications
- JVSG
- Labor Market Information
- Labor Standards
- MSFW
- OSHA
- POWER
- SCSEP
- SNAP
- TANF
- Trade Adjustment Assistance
- UI
- VR
- WP
- WIN
- WOTC
- Workers' Compensation - Claims & Policy
- Workforce Development Training Fund
- WIOA - A, DW, & Y
- WY Quality Counts
- Wyoming Grown Program

WIOA Core Programs: Administering Agencies

- Wyoming Department of Workforce Services - WIOA (A, DW, Y), WP and VR programs
- Wyoming Community College Commission - AEL programs

EDUCATION LEVELS (Age 25 & older)



Source: CPS 2022 ANNUAL AVERAGES

NUMBER OF WORKFORCE DEVELOPMENT REGIONS



AMERICAN JOB CENTERS



KEY INDUSTRIES

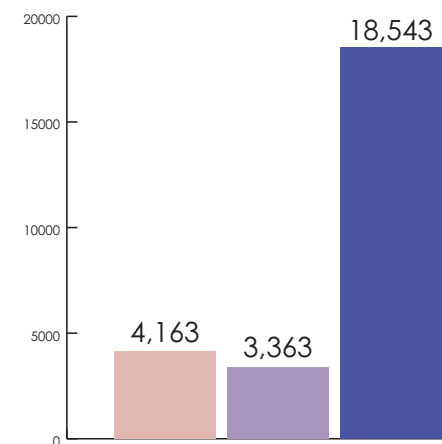
(Top 3 industries for average annual job growth at the super sector level)



Source: APR 2022 - APR 2023, NOT SEASONALLY ADJUSTED

PARTICIPANTS SERVED BY WYOMING'S WORKFORCE SERVICES

- WIOA (A, DW, Y, VR, AE)
- WP
- WP Self-Served (using online services)

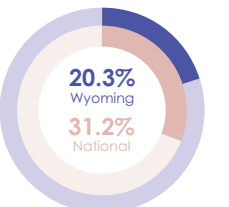


UNEMPLOYMENT DATA

Duration Rate (Q4 CY22)
The average number of weeks people receive unemployment insurance.



Exhaustion Rate
The percentage of individuals receiving unemployment benefits who use all the eligible weeks without finding new employment.



Source: ETA USDOL (2022)