

WORKFORCE INFORMATION



UNEMPLOYMENT INSURANCE BENEFITS MODERNIZATION

A modernized UI case management system, which will enhance system availability, access to information, and simplify navigation, is expected Summer 2025. In 2024, enhancements to UI call center infrastructure automated self-service access to claim information and frequently asked questions. Over 230,000 calls were served via the self-service in 2024.



REHABILITATION SERVICES ADMINISTRATION

A modernized rehabilitation services case management system was launched in July 2025. The new system has been designed to streamline processes and improve service delivery. Additional enhancements include data dashboards that help staff monitor and track activities and timelines for effective case management.



ARIZONA EARLY CHILDHOOD EDUCATOR APPRENTICESHIP PATHWAY

Supporting the Governor's mission to increase high-quality child care, this 2-year apprenticeship provides college coursework, mentorship, and on-the-job experience, resulting in a trained early childhood education workforce and increased compensation for program completers. Central Arizona College administers the program, which includes participation from Glendale and Paradise Valley Community Colleges, Arizona Western College, and Rio Salado College.

Online Resources: des.az.gov | arizonaatwork.com | oeo.az.gov/labor-market

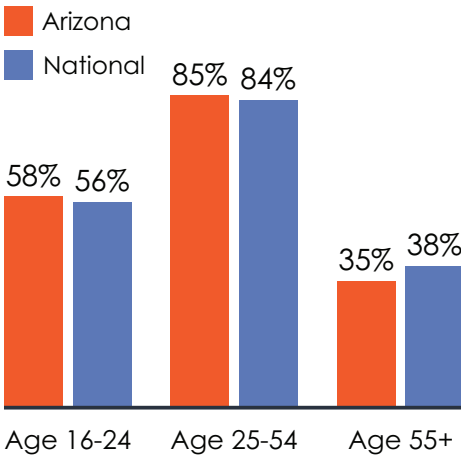
LABOR MARKET INFORMATION

(Age 16 & older)

	Arizona	National
Employment (April 2024-April 2025 change)	+0.6%	+1.1%
Unemployment Rate, 2024 annual average	3.6%	4.0%
Labor Force, 2024 annual average	3,746,000	
Unemployed Persons per Job Opening, 2024 annual average	0.8	0.9
Average Hourly Earnings (May 2024-April 2025)	\$33.80	\$35.54
Average Hourly Earnings (April 2024-April 2025 change)	+4.5%	+3.9%

Source: USDOL-BLS, LAUS and CES, using preliminary April data

ANNUAL LABOR FORCE PARTICIPATION RATE



Source: USDOL-BLS, CPS (2024 Annual Average)

ARIZONA DEPARTMENT OF ECONOMIC SECURITY

Programs within Agency

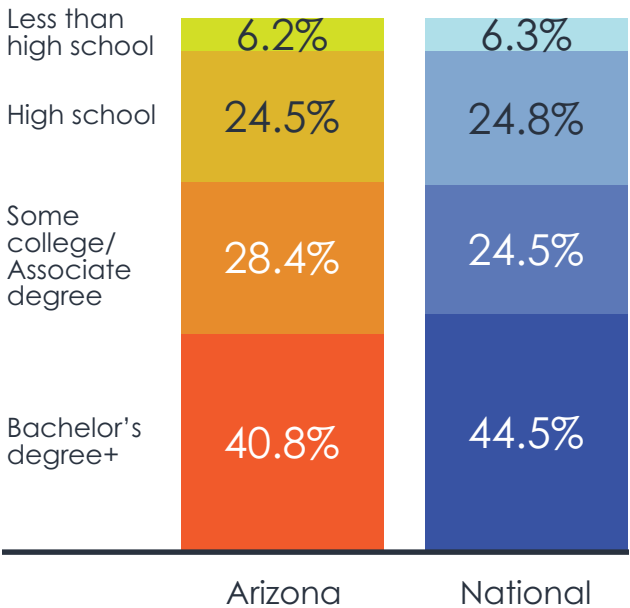
- BEP
- ETPL
- Federal Bonding Program
- FLC
- ILOB
- JVSG
- MSFW
- Rapid Response
- RESEA
- REO
- RAP
- SCSEP
- State Monitor Advocate
- SNAP CAN
- TANF Jobs
- TAA
- UI
- VETS
- VR
- WP
- WFTC (formerly the TANF Refugee Program)
- WOTC
- WIOA - A, DW, & Y

WIOA Core Programs: Administering Agencies

- Arizona Department of Economic Security – WIOA Title I, WP, VR
- Arizona Department of Education – AE

EDUCATIONAL ATTAINMENT

(Age 25 & older)



Source: USDOL-BLS, CPS (2024 Annual Average, using preliminary April data)

NUMBER OF LOCAL WORKFORCE AREAS

AMERICAN JOB CENTERS

Source: 2024 WIOA State Plan. CareerOneStop American Job Center Finder



PARTICIPANTS SERVED BY ARIZONA'S WORKFORCE SERVICES



Source: USDOL-ETA, PY23 Performance Data (dol.gov/agencies/eta/performance/results)

KEY INDUSTRIES

MOST JOBS ADDED

FASTEST GROWING



Source: BLS, Current Employment Statistics (April 2024 - April 2025)

UNEMPLOYMENT DATA

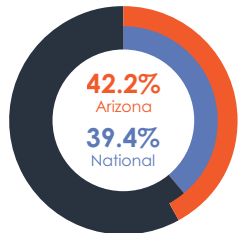
Average Duration

The average number of weeks people receive unemployment insurance.

14.3 weeks
Arizona
15.3 weeks
National

Exhaustion Rate

The percentage of individuals receiving unemployment benefits who use all the eligible weeks without finding new employment.



Source: USDOL-ETA Quarter 4 – 2024