

WORKFORCE INFORMATION



EDDNext MODERNIZATION

The Employment Development Department's EDDNext modernization effort is transforming services through research-driven improvements, including a new portal, simplified multilingual applications, enhanced chatbots, a claim status tracker, and contact center upgrades using Amazon Web Services. These changes aim to improve accessibility and the overall experience for customers and employees alike. edd.ca.gov/en/about-edd-eddnext/



MASTER PLAN FOR CAREER EDUCATION

California is preparing all learners for future careers through the Master Plan, focusing on career pathways, hands-on learning, and access for all, including Opportunity Youth and working adults. Efforts include regional coordination, employer engagement, critical skill development, and expanding earn-and-learn opportunities like internships and apprenticeships to support career success. gov.ca.gov/2023/08/31/freedom-to-succeed/



FREEDOM TO SUCCEED YOUTH GRANTS

To help young adults find good jobs, California awarded \$30 million in grants to 15 organizations through Governor Newsom's Freedom to Succeed initiative. Programs offer certified, hands-on training in key industries, plus support services like childcare and mental health resources, emphasizing pathways beyond traditional four-year degrees. edd.ca.gov/en/about-edd/news-releases-and-announcements/california-strengthens-job-training-for-young-adults-facing-employment-barriers/

Online Resources: edd.ca.gov | dir.ca.gov/das/

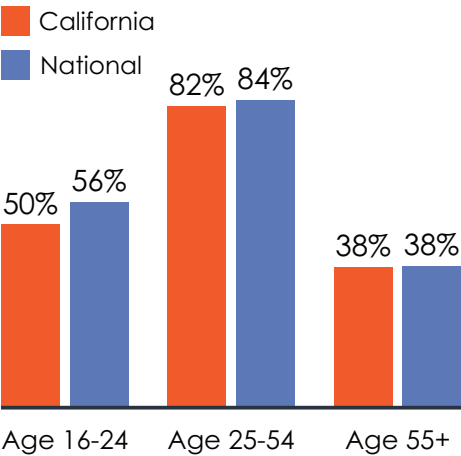
LABOR MARKET INFORMATION

(Age 16 & older)

	California	National
Employment (April 2024-April 2025 change)	+0.3%	+1.1%
Unemployment Rate, 2024 annual average	5.3%	4.0%
Labor Force, 2024 annual average	19,644,000	
Unemployed Persons per Job Opening, 2024 annual average	1.5	0.9
Average Hourly Earnings (May 2024-April 2025)	\$40.24	\$35.54
Average Hourly Earnings (April 2024-April 2025 change)	+4.5%	+3.9%

Source: USDOL-BLS, LAUS and CES, using preliminary April data

ANNUAL LABOR FORCE PARTICIPATION RATE



Source: USDOL-BLS, CPS (2024 Annual Average)

CALIFORNIA LABOR & WORKFORCE DEVELOPMENT AGENCY

Programs within Agency

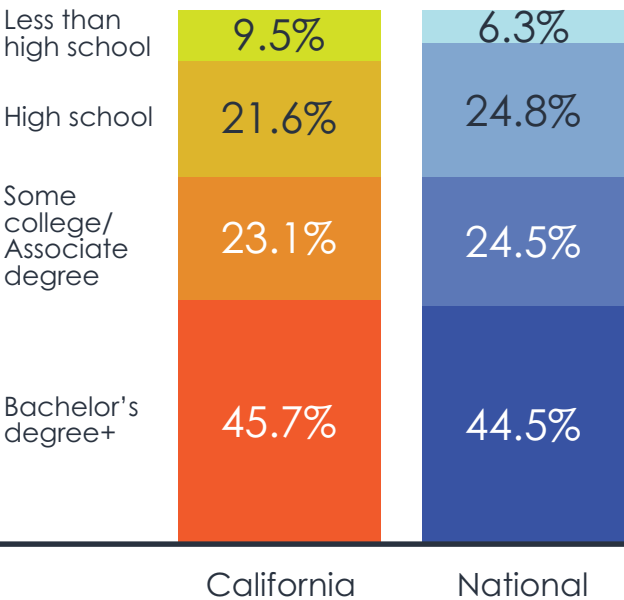
- Apprenticeship and Pre-Apprenticeship Funds
- Disability Insurance
- Fidelity Bonding Program
- FLC Program
- Incumbent Worker Training Fund
- LMI
- NDWG
- Paid Family Leave
- Rapid Response and Layoff Aversion Services
- TAA
- UI
- VETS
- WP
- WOTC
- Worker Adjustment and Retraining Notification Act
- WIOA – A, DW, & Y

WIOA Core Programs: Administering Agencies

- California Employment Development Department – WIOA Title I and Title III (WP)
- California Department of Education – AE
- California Department of Rehabilitation – VR

EDUCATIONAL ATTAINMENT

(Age 25 & older)

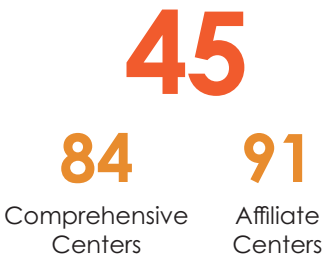


Source: USDOL-BLS, CPS (2024 Annual Average, using preliminary April data)

NUMBER OF LOCAL WORKFORCE AREAS

AMERICAN JOB CENTERS

Source: 2024 WIOA State Plan, CareerOneStop American Job Center Finder



PARTICIPANTS SERVED BY CALIFORNIA'S WORKFORCE SERVICES




Source: USDOL-ETA, PY23 Performance Data (dol.gov/agencies/eta/performance/results)

KEY INDUSTRIES

MOST JOBS ADDED



FASTEST GROWING



Source: BLS, Current Employment Statistics (April 2024 - April 2025)

UNEMPLOYMENT DATA

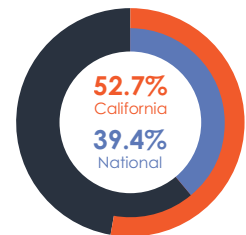
Average Duration

The average number of weeks people receive unemployment insurance.



Exhaustion Rate

The percentage of individuals receiving unemployment benefits who use all the eligible weeks without finding new employment.



Source: USDOL-ETA Quarter 4 – 2024